





Accessories and Signage


architectuur . nieuwbouw . renovatie



INTERIOR - SHOPS









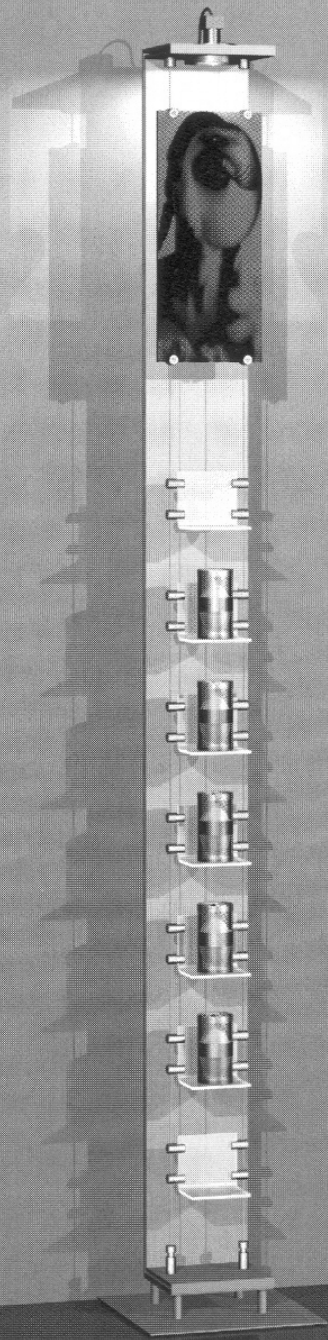
TYPE OCTASPACE 1





A



TYPE OCTASPACE 2





A



TYPE OCTASPACE 3







B

TYPE OCTASPACE 4






A



TYPE OCTASPACE 5







TYPE OCTASPACE 6




A



TYPE OCTASPACE 7







Detail ME-TXT-CU-16 (remote controlled)

The power of impact and innovation

Ever since Top Vision Group developed its first frame presentation unit in 1989, the company has based its strategy and product development on four solid cornerstones:

- Innovation & Presentation
- Safety & Mobility
- Durability & Quality
- Reliability & User-friendliness

However solid such cornerstones may be, they are effective only when combined with motivation, enthusiasm and professional knowledge and experience and Top Vision Group has an abundance of all these attributes.

Top Vision Group's customer base wants optimum and secure frame presentation units. Our target group includes independent opticians, interior designers & decorators, chain stores, department stores and leading brand suppliers. The Top Vision Group team is constantly being tested against this critical market, which, after all, will decide whether or not to buy the end product. It is our continuous exploration and anticipation of the market demands that make Top Vision Group a reliable partner the world over. Our operation is based on high-quality standards and the flexibility to create custom-made solutions for each and every one of our customers. The results of our commission embody the power of innovation and presentation.



Our strength

The strength of Top Vision Group lies in the combination of innovation and impact, as expressed by our many product variations.

Our motto:

'All that we design and produce is intended primarily to serve the performance of the frame.'



ME-TXT-CU-125-16 (remote controlled)

INDIVIDUAL REMOTE CONTROLLED COLUMNS

Modular Elements - Talle XT

The Talle XT is a new addition to the Top Vision Group range. It combines a strong but slim aluminium profile with an ingeniously lightweight interior made of fibre reinforced polycarbonate. The transparent frame supports are made of the same material in order to accentuate the frames.

This design embodies the creative and innovative energy of the design team, which paid attention to even the tiniest of details.


Quantum Technology:

In our research and development process, we paid meticulous attention to details so that the finished product is a combination of advanced technology and versatile functionality.

Modular Elements lets you decide how to integrate the principle of the Talle XT column into your interior, by choosing out of several different mounting options, whether they are electronic or mechanical secured.



Talle XT





Talle Design, ME-TXT-D-12 (key locked, à clé)

Specifications:
Product: Modular Elements Taille XT Design (ME-TXT-D)
Version: Keylocked, nonlocked
Columns: Individual columns
Capacity: 12 or 16 frames
Package: 1 box

Materials:
 - Columns: Anodised aluminium, Polycarbonate parts
 - Bridge support: Polycarbonate
 - Temple support: Polycarbonate
 - Brackets: Polycarbonate

Colours:
 - Columns: Silver
 - Bridge support: Silver (SI) or ice blue (IC)
 - Temple support: Transparent
 - Brackets: Silver / Grey



ME-TXT-D

The design brackets of this key locked columns give a distinctive design and ensure quick and easy installation.



ME-TXT-D

Column in Silver (12 frames)	ME-TXT12-SI-KEY-O	Key locked
Column in Silver (16 frames)	ME-TXT16-SI-KEY-O	Key locked
Column in Ice blue (12 frames)	ME-TXT12-IC-KEY-O	Key locked
Column in Ice blue (16 frames)	ME-TXT16-IC-KEY-O	Key locked
Designer bracket	ME-BRACKET-D	Key locked

Accessories / Accessoires



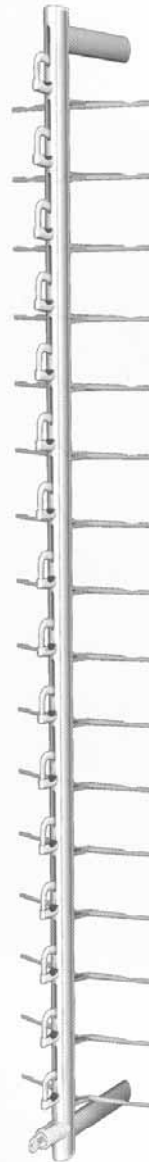


Talle Ovale 125, ME-TXT-O-125-12 (non locked, non sécurisé)

Specifications:
Product: Modular Elements Taille XT Oval (ME-TXT-O)
Version: Keylocked, nonlocked
Columns: Individual columns
Capacity: 12 or 16 frames
Package: 1 box

Materials:
 - Columns: Anodised aluminium, Polyacrylate parts
 - Bridge support: Polyacrylate
 - Temple support: Polyacrylate
 - Brackets: Anodised aluminium

Colours:
 - Columns: Silver
 - Bridge support: Silver (SI) or ice blue (IC)
 - Temple support: Transparent
 - Brackets: Silver



ME-TXT-O



ME-TXT-O

The ME-TXT oval is available in 2 versions of mounting brackets:

- The 125mm long bracket, where the temples of the frame will rest on temple-holders.
- The 55mm long bracket, where the temples of the frame will rest cut-aways in the wall or a panel.

Column in Silver (12 frames)	ME-TXT12-SI-KEY-O	Key locked
Column in Silver (16 frames)	ME-TXT16-SI-KEY-O	Key locked
Column in Ice blue (12 frames)	ME-TXT12-IC-KEY-O	Key locked
Column in Ice blue (16 frames)	ME-TXT16-IC-KEY-O	Key locked
Oval bracket short	ME-BRACKET-O-55	Key locked
Oval bracket long	ME-BRACKET-O-125	Key locked



Accessories / Accessoires





Detail ME-TXT-CU-16 (remote controlled, à télécommande)

Specifications:	
Product:	Modular Elements Talle XT Control Unit
Version:	Remote controlled
Columns:	Individual columns
Capacity:	12 or 16 frames
Package:	1 box
Materials:	
- Columns:	Anodised aluminium, Polyacrylate parts
- Bridge support:	Polyacrylate
- Temple support:	Polyacrylate
- Brackets:	Anodised aluminium
Colours:	
- Columns:	Silver
- Bridge support:	Silver
- Temple support:	Transparent
- Brackets:	Silver




ME-TXT-CU

The ME-TXT-CU is a remote controlled column that is available in 2 versions of mounting brackets:

- The 125mm long bracket, where the temples of the frame will rest on temple-holders.
- The 55mm long bracket, where the temples of the frame will rest cut aways in the wall or a panel.

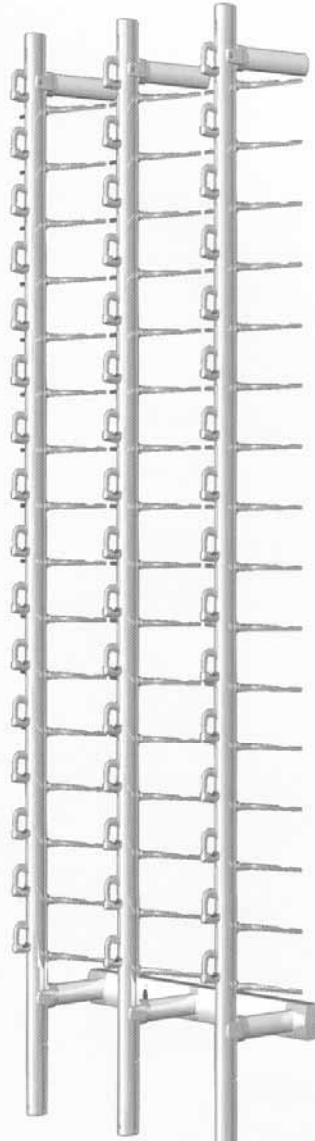
Column in Silver (12 frames)	ME-TXT12-SI-CU	Remote controlled
Column in Silver (16 frames)	ME-TXT16-SI-CU	Remote controlled
Remote bracket short	ME-BRACKET-CU-55	Remote controlled
Remote bracket long	ME-BRACKET-CU-125	Remote controlled
Control unit	ME-CU	Remote controlled





Talle XT Qbar, ME-TXT-CU-Q4 (remote controlled, à télécommande)

Specifications:	
Product:	Modular Elements Talle XT Q-Bar (ME-TXT-Q)
Version:	Remote controlled
Columns:	Connected per 3, 4 or 5 columns
Capacity:	12 or 16 frames per column
Package:	2 or 3 boxes
Materials:	
- Columns:	Anodised aluminium, Polyacrylate parts
- Bridge support:	Polyacrylate
- Temple support:	Polyacrylate
- Brackets:	Anodised aluminium
Colours:	
- Columns:	Silver
- Bridge support:	Silver
- Temple support:	Transparent
- Brackets:	Silver



ME-TXT-Q3




ME-TXT-Q3/4/5

The Q-Bar holds all electronics required to drive up to 8 columns.

The integration of the electronics allows you to easily place the remote controlled Talle columns directly to a wall.


Available in a 3, 4 or 5 columned version



Column in Silver (12 frames)	ME-TXT12-SI-CU	Remote controlled
Column in Silver (16 frames)	ME-TXT16-SI-CU	Remote controlled
Qbar for 3 columns	ME-BRACKET-CU-Q3	Remote controlled
Qbar for 4 columns	ME-BRACKET-CU-Q4	Remote controlled
Qbar for 5 columns	ME-BRACKET-CU-Q5	Remote controlled

Accessories / Accessoires



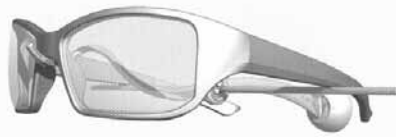


Individual presentation, SOLO X2 (Non locked, non sécurisé)

Specifications:
 Product: Solo X2 individual presentations
 Version: Non locked
 Columns: N.A.
 Capacity: 12 per package
 Package: 1


Materials:
 - Columns: N.A.
 - Bridge support: Fibre reinforced polycarbonate
 - Temple support: Stainless steel
 - Brackets: Fibre reinforced polycarbonate

Colours:
 - Columns: N.A.
 - Bridge support: Silver
 - Temple support: Shiny stainless steel
 - Brackets: Silver



Solo X2

These individual presentations are to be mounted directly to a surface. The unique adjustable mechanism allows you to mount the Solo X2 either standing on a counter, protruding out of a wall or even hanging from the ceiling or any other horizontal surface

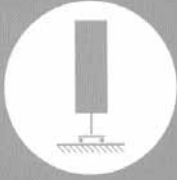


SOLO X2

Solo X2 individual presentation (6 sets of 2 pcs)	SOLO X2	Non locked
Solo X2 High Volume (10x 6 sets of 2 pcs)	SOLO X2 HV	Non locked
Solo rod, Stainless rod for approx. 7 pcs	SOLO ROD	Accessory

Accessories / Accessoires





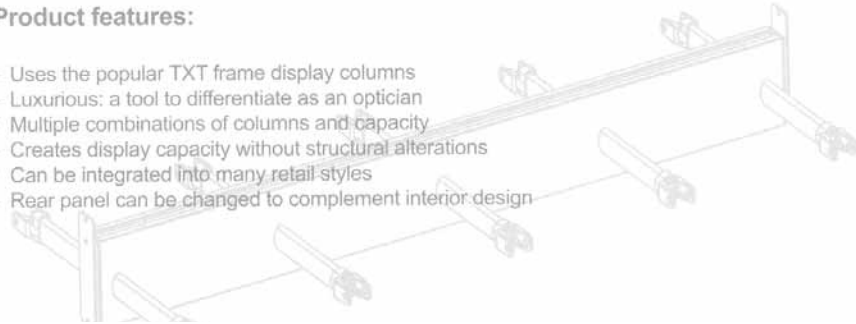
Essence

ESSENCE FREESTANDING DISPLAYS

Essence is a new range of secure, freestanding displays, especially designed for the presentation of designer eyewear. The different combinations of format and capacity facilitate the creation of a wall or sunglass corner, even in the middle of a store. The aim of Top Vision Group is to create secure but stimulating environments where people feel at ease. The displays are equipped with the Talle XT lockable columns from Top Vision Group and are available with either an electronic remote-control or manual locking system.

Product features:

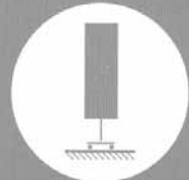
- Uses the popular TXT frame display columns
- Luxurious: a tool to differentiate as an optician
- Multiple combinations of columns and capacity
- Creates display capacity without structural alterations
- Can be integrated into many retail styles
- Rear panel can be changed to complement interior design



Specifications:
 Product: Essence 48 single sided (ES-48-1)
 Version: Remote controlled, keylocked, nonlocked
 Columns: 3
 Capacity: 48 frames
 Package: 4 boxes

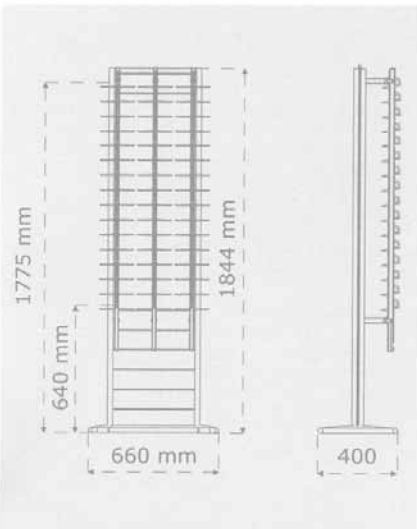
Materials:
 - Columns: Anodised aluminium, PA parts
 - Chassis: Anodised aluminium
 - Base: Anodised aluminium
 - Back plate: Polypropylene (PP)

Colours:
 - Columns: Silver
 - Chassis: Silver
 - Base: Silver / transparent, orange or dark-red caps
 - Back plate: Semi transparent

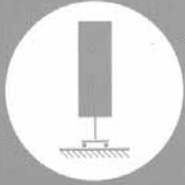
ES-48-1

A single sided unit holding up to 48 frames. This unit is ideal to be placed against a wall or near the counter. Place this single sided unit against the wall and create eyewear corners in style.




Single sided Essence display for 48 frames	ES-48-1-REM	Remote controlled
Single sided Essence display for 48 frames	ES-48-1-KEY	Key locked
Single sided Essence display for 48 frames	ES-48-1-NON	Non locked





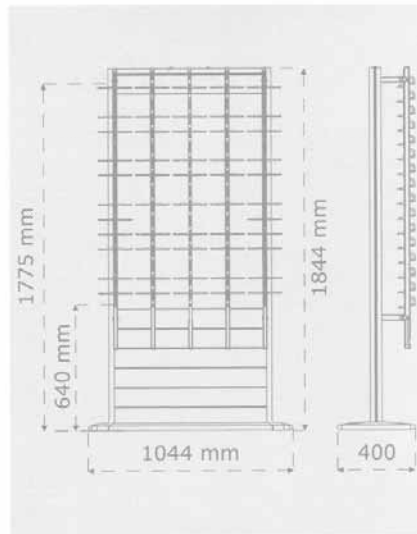
ES-80-1

A single sided unit holding up to 80 frames. This unit is ideal to be placed against a wall (creating an eyewear corner). Combines perfectly with ES-48-1 for even more corner options.



ES-80-1

Specifications:	
Product:	Essence 80 single sided (ES-80-1)
Version:	Remote controlled, keylocked, nonlocked
Columns:	5
Capacity:	80 frames
Package:	5 boxes
Materials:	
- Columns:	Anodised aluminium, PA parts
- Chassis:	Anodised aluminium
- Base:	Anodised aluminium
- Back plate:	Polypropylene (PP)
Colours:	
- Columns:	Silver
- Chassis:	Silver
- Base:	Silver / transparent, orange or dark-red caps
- Back plate:	Semi transparent



Single sided Essence display for 80 frames	ES-80-1-REM	Remote controlled
Single sided Essence display for 80 frames	ES-80-1-KEY	Key locked
Single sided Essence display for 80 frames	ES-80-1-NON	Non locked



Accessories / Accessoires



Specifications:
 Product: Essence 64 double sided (ES-64-2)
 Version: Remote controlled, keylocked, nonlocked
 Columns: 4
 Capacity: 64 frames
 Package: 5 boxes

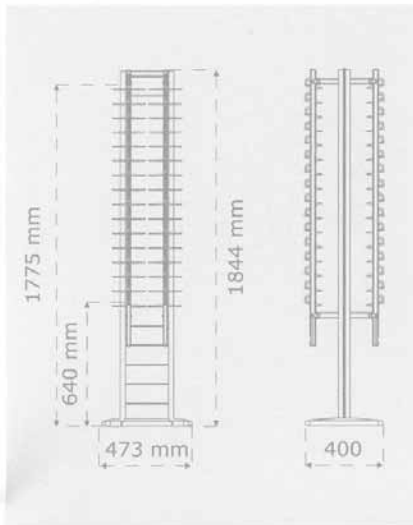
Materials:
 - Columns: Anodised aluminium, PA parts
 - Chassis: Anodised aluminium
 - Base: Anodised aluminium
 - Back plate: Polypropylene (PP)

Colours:
 - Columns: Silver
 - Chassis: Silver
 - Base: Silver / transparent, orange or dark-red caps
 - Back plate: Semi transparent



ES-64-2

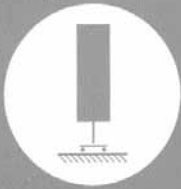
A double sided unit holding up to 64 frames. This unit is ideal to be placed in the middle of the store (creating a eyewear island) or near the shop window. Maximum capacity per m² without compromising quality and design.



Double sided Essence display for 64 frames	ES-64-2-REM	Remote controlled
Double sided Essence display for 64 frames	ES-64-2-KEY	Key locked
Double sided Essence display for 64 frames	ES-64-2-NON	Non locked


Accessories / Accessoires





ES-96-2

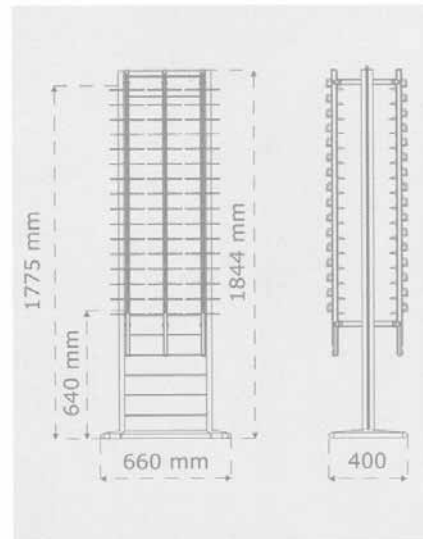
A double sided unit holding up to 96 frames. This unit is ideal to be placed in the middle of the store (creating a eyewear island) or near the shop window. Maximum capacity per m² without compromising quality and design.



Specifications:
Product: Essence 96 double sided (ES-96-2)
Version: Remote controlled, keylocked, nonlocked
Columns: 6
Capacity: 96 frames
Package: 5 boxes

Materials:
 - Columns: Anodised aluminium, PA parts
 - Chassis: Anodised aluminium
 - Base: Anodised aluminium
 - Back plate: Polypropylene (PP)

Colours:
 - Columns: Silver
 - Chassis: Silver
 - Base: Silver / transparent, orange or dark-red caps
 - Back plate: Semi transparent

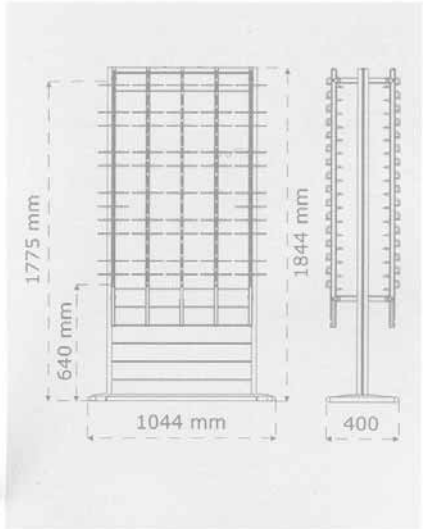


Double sided Essence display for 96 frames	ES-96-2-REM	Remote controlled
Double sided Essence display for 96 frames	ES-96-2-KEY	Key locked
Double sided Essence display for 96 frames	ES-96-2-NON	Non locked

Accessories / Accessoires



Specifications:	
Product:	Essence 160 double sided (ES-160-2)
Version:	Remote controlled, keylocked, nonlocked
Columns:	10
Capacity:	160 frames
Package:	7 boxes
Materials:	
- Columns:	Anodised aluminium, PA parts
- Chassis:	Anodised aluminium
- Base:	Anodised aluminium
- Back plate:	Polypropylene (PP)
Colours:	
- Columns:	Silver
- Chassis:	Silver
- Base:	Silver / transparent, orange or dark-red caps
- Back plate:	Semi transparent




ES-160-2

A double sided unit holding up to 160 frames. This unit is ideal to be placed in the middle of the store (creating a eyewear island) or near the shop window. Maximum capacity per m² without compromising quality and design.

Double sided Essence display for 160 frames	ES-160-2-REM	Remote controlled
Double sided Essence display for 160 frames	ES-160-2-KEY	Key locked
Double sided Essence display for 160 frames	ES-160-2-NON	Non locked





Solo X2 (Non locked, non sécurisé)

Create the perfect display for

Wall mounted...


Spies Hecker gratefully acknowledges the support of the following companies:

W&G Mechanical Services Co. Ltd
INCORPORATING GARIBAT UK
SMOOTH AND BODYWORK EQUIPMENT SPECIALISTS

3M

Innovation • Experience • Quality
minden **SATA** F&S

Farecla
The Simple Solution to Paintwork Rectification



Signage suspended from the ceiling...




Floor-to-ceiling creativity...



Versatile cable and rod systems that allow you to create exactly the display you want.

you . . .

Freestanding displays



Add low voltage lighting



Add movement...

and watch your sales increase



Floating multi-media presentations...



The very latest digital displays will add sound and movement to your displays...and increase sales too...

Add flexibility to your display with channel...



Incredibly slim, bright light boxes create maximum impact...



Ultra-bright, slim light boxes can be suspended or wall mounted... used on their own or combined with other displays...



Sign systems



All you need to create high impact signs



- Wall mounted supports
- Suspended signs
- Directional signs
- Banner displays
- Hook-on presentations
- Projecting signs
- Acrylic panels and poster holders
- Show off your signs with elegant illumination
- Instant solutions for exhibition signage



Wall-mounted sign supports

• hold signs away from the wall • enhance appearance • easy to keep clean

Supports for panels/signs with holes

1/2" (12mm) diameter supports*



WM12
3/4" (20mm) length

Item Code:	Finish:	Panel hole size:	Panel thickness:	Requires screw size:
WM12	Satin Chrome	9mm	up to 1/2"	No. 6
WM12/NI	Warm Chrome	9mm	up to 1/2"	No. 6
WM12/BL	Black	9mm	up to 1/2"	No. 6
WM12/PC	Polished Chrome	9mm	up to 1/2"	No. 6
WM12/BR	Polished Brass	9mm	up to 1/2"	No. 6

5/8" (16mm) diameter supports*



WM19 - Flush Cap
Designed to be used with a screw to mount a panel flat on the wall

WM19	Satin Chrome	6mm	-	No. 10
WM19/NI	Warm Chrome	6mm	-	No. 10
WM19/BL	Black	6mm	-	No. 10
WM19/PC	Polished Chrome	6mm	-	No. 10
WM19/BR	Polished Brass	6mm	-	No. 10



WM05-13
1" (25mm) length
Replaces WM05

WM05-13	Satin Chrome	6mm	up to 1/2"	No. 10
WM05-13/NI	Warm Chrome	6mm	up to 1/2"	No. 10
WM05-13/BL	Black	6mm	up to 1/2"	No. 10
WM05-13/PC	Polished Chrome	6mm	up to 1/2"	No. 10
WM05-13/BR	Polished Brass	6mm	up to 1/2"	No. 10



WM05L-20
1 1/2" (40mm) length

WM05L-20	Satin Chrome	6mm	up to 3/4"	No. 10
WM05L-20/NI	Warm Chrome	6mm	up to 3/4"	No. 10
WM05L-20/BL	Black	6mm	up to 3/4"	No. 10
WM05L-20/PC	Polished Chrome	6mm	up to 3/4"	No. 10
WM05L-20/BR	Polished Brass	6mm	up to 3/4"	No. 10



WM18
1" (25mm) length
Supplied with a 3/4" cap

WM18	Satin Chrome	6mm	up to 1/2"	No. 10
WM18/NI	Warm Chrome	6mm	up to 1/2"	No. 10
WM18/BL	Black	6mm	up to 1/2"	No. 10
WM18/PC	Polished Chrome	6mm	up to 1/2"	No. 10
WM18/BR	Polished Brass	6mm	up to 1/2"	No. 10



WM08
1 1/4" length
Rubber shaft for use with glass. Can hold 2 x 6mm thick glass panels

WM08	Satin Chrome	9mm	12mm	No. 10
WM08/NI	Warm Chrome	9mm	12mm	No. 10
WM08/BL	Black	9mm	12mm	No. 10
WM08/PC	Polished Chrome	9mm	12mm	No. 10
WM08/BR	Polished Brass	9mm	12mm	No. 10

25mm diameter supports*



WM15
1" (25mm) length

Item Code:	Finish:	Panel hole size:	Panel thickness:	Requires screw size:
WM15	Satin Chrome	12mm	1/4" - 3/4"	No. 10
WM15/NI	Warm Chrome	12mm	1/4" - 3/4"	No. 10
WM15/BL	Black	12mm	1/4" - 3/4"	No. 10
WM15/PC	Polished Chrome	12mm	1/4" - 3/4"	No. 10
WM15/BR	Polished Brass	12mm	1/4" - 3/4"	No. 10



WM16
2" (50mm) length

WM16	Satin Chrome	12mm	1/4" - 3/4"	No. 10
WM16/NI	Warm Chrome	12mm	1/4" - 3/4"	No. 10
WM16/BL	Black	12mm	1/4" - 3/4"	No. 10
WM16/PC	Polished Chrome	12mm	1/4" - 3/4"	No. 10
WM16/BR	Polished Brass	12mm	1/4" - 3/4"	No. 10



WM17 3" (75mm) length

WM17	Satin Chrome	12mm	1/4" - 3/4"	No. 10
WM17/NI	Warm Chrome	12mm	1/4" - 3/4"	No. 10
WM17/BL	Black	12mm	1/4" - 3/4"	No. 10
WM17/PC	Polished Chrome	12mm	1/4" - 3/4"	No. 10
WM17/BR	Polished Brass	12mm	1/4" - 3/4"	No. 10

* Components shown actual size


All components shown on this page are in Satin Chrome finish. Most components are also available in the following finishes:



Wall-mounted supports

Accessories for panels/signs with holes

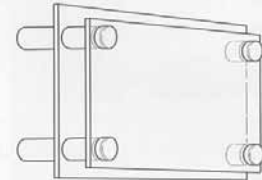
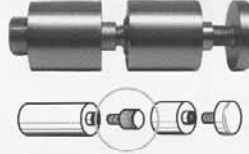
Support joiner/panel spacer



- make a strong design statement with one panel in front of another to create a double-depth sign
- takes a panel 1/4" thick
- also use to join two 1" diameter supports together to achieve required length
- invisible when in use

Item Code: Finish:

PC31 Brass



Supports for panels without holes

Panel support



- for signs, panels or acrylic pockets up to 1/4" thick
- locks to any angle
- ideal to use with easy access pockets (page 37)

Item Code: Finish:

WM09 Satin Chrome

WM09/NI Warm Chrome

WM09/BL Black

WM09/PC Polished Chrome

WM09/BR Polished Brass

Plastic spacer



- enables a sign, panel or acrylic pocket to be fitted without a hole. Designed for use with 5/8" diameter fittings
- available in 2 sizes: 1/13" (2mm) & 1/9" (3mm) thick
- saves time and money, as there is no need to drill panels
- clean appearance as no visible screw

Item Code: Size:

WMS-2 2mm

WMS-3 3mm



Four way spacer



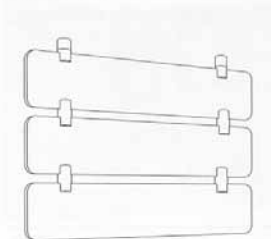
- allows multiple panels to be butted closely together.
- holds panel on corner
- takes panels 1/4" thick
- for use with 1" diameter supports

Item Code: Finish:

WM20 Satin Chrome



For components to create stunning directory signs, please see the cable and rod sections.



Wall-mounted supports

Clamps for signs/shelves

Project 3/4" (19mm) from wall - supports that can be used vertically for signs or horizontally to support shelves
 - available in 2 sizes to hold signs/shelves up to 3/8" (10mm) thick



WM01

WM02

For signs/shelves up to 1/4" thick

Item Code:	Finish:
WM01	Satin Chrome
WM01/PC	Polished Chrome
WM01/BR	Polished Brass

For signs/shelves up to 3/8" thick

Item Code:	Finish:
WM02	Satin Chrome
WM02/PC	Polished Chrome
WM02/BR	Polished Brass

Project 1/5" (5mm) from wall - supports that can be used vertically for signs or horizontally to support shelves
 - available in 2 sizes to hold signs/shelves up to 3/8" (10mm) thick



WM03

WM04

For signs/shelves up to 1/4" thick

Item Code:	Finish:
WM03	Satin Chrome
WM03/PC	Polished Chrome
WM03/BR	Polished Brass

For signs/shelves up to 3/8" thick

Item Code:	Finish:
WM04	Satin Chrome
WM04/PC	Polished Chrome
WM04/BR	Polished Brass

Hooks

Hook



- for panels up to 1/9" (3mm) thick with holes


Item Code:	Finish:
WM06	Satin Chrome
WM06/PC	Polished Chrome
WM06/BR	Polished Brass

Picture hook



Item Code:	Finish:
WM07	Satin Chrome

Support for wooden sign or shelf



Use vertically to support signs

Use horizontally to support shelves

- support that can be used vertically for signs or horizontally to support shelves
 - can be locked to any angle
 - for glass shelves add P08 retaining screw

Item Code:	Finish:
WM10	Satin Chrome
WM10/PC	Polished Chrome
WM10/BR	Polished Brass

Screw to retain glass shelves



Used with CS11 or CS21 to hold 6mm thick as standard
 - flush finish
 - plastic insert to protect glass
 - hole 6mm dia, 6mm thick glass
 - hole 12mm from the edge of glass

Item Code:	Finish:
P08	Satin Chrome
P08/PC	Polished Chrome
P08/BR	Polished Brass

*for drilled glass use metric measurement to be exact

Decorative wall plate



- decorative plate that can be positioned under any standard wall mount or sign support
 - creates an up-market appearance and provides added strength to the installation
 - 1 1/2" (38mm) diameter

Item Code:	Finish:
P01	Satin Chrome
P01/PC	Polished Chrome
P01/BR	Polished Brass

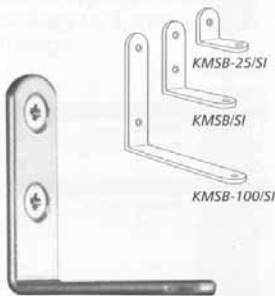


Polished Chrome

Installation accessories for cable & rod installations

Brackets

Single wall bracket

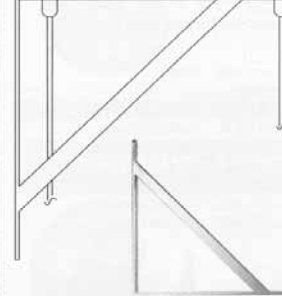


- available in 3 sizes
- all units can be fitted to the wall using up to no 10 screws
- supplied with nut and bolt to connect cable/rod to bracket

Size:
KMSB-25/SI: 1 1/4" height, 1 1/2" depth, cable fixing: 1" from wall
KMSB/SI: 2 1/3" height, 2 1/3" depth, cable fixing: 2" from wall
KMSB-100/SI: 4 1/3" height, 4 1/3" depth, cable fixing: 4" from wall

Item Code:	Finish:
KMSB-25/SI	Silver
KMSB/SI	Silver
KMSB-100/SI	Silver

Triangular wall bracket




- supplied with 2 nuts and bolts to connect cables/rods to bracket
- supports 2 cables/rods 12" (300)mm apart
- hi-tech appearance
- can be used as a canopy or sign support

Size: 13 3/4" height, 13 3/4" depth, cables/rods project 1 5/8" and 13 1/4" from the wall

Item Code:	Finish:
KMDB/SI	Silver

Channels and toggle fittings



Dovetail channel

Rebate channel

2m dovetail channel

- for ceiling, floor or wall mounting
- makes cables/rods fully moveable
- stylish appearance
- NB order suitable toggle to connect cable/rod to the channel (see below)


Item Code:	Finish:
ACD-2	2m Silver
ACD-1	1m silver

8' rebate channel

- for rebating into floor or shelves with a flush finish
- makes cables/rods fully moveable
- NB order suitable toggle to connect cable/rod to the channel (see below)

Item Code:	Finish:
V8	Silver

8' double sided channel



- for wall mounting with wall brackets and toggles

Item Code:	Finish:
ACL	Silver

Quick fit cable



- cable design to be used with channel top and bottom
- includes 13' 9" of cable, 2 quick fit toggles & spring tensioner

NB Not to be used with lighting

Item Code:	Finish:
CQQ	Satin Chrome
CQQ/PC	Polished Chrome
CQQ/BR	Polished Brass

Toggle



- for fixing cables/rods to channels
- can be used with all top and bottom fittings
- supplied complete with allen key, 12mm and 14mm long screws

Item Code:	Finish:
AT	Silver

Quick fit toggle



- brass toggle that screws into the top end of a cable/rod or wall fitting
- fits directly into almost any make of channel
- invisible when used

Item Code:	Finish:
PC01-Q	Brass for cable
PR01-Q	Brass for rod

Isolators

Add isolators when using channel or installing into metal ceilings or floors

Top isolator

- Black nylon for cables, white nylon for rods

Code:	For cables	For rods
PC01/I	For cables	
PR01/I		For rods



Top Isolator

Bottom isolator

- in 3 nylon sections

Code:	For cables & rods:
SP/IS	For cables & rods:



Bottom Isolator

In-line rod isolator



- insert when metal accessories touch both rods to avoid fusing

Code:	For 6mm rods:
LJI	For 6mm rods:




Polished Chrome:	Polished Brass:

Channel installation ideas for cable & rod installations



Channel solves many installation challenges:

- use channel when you wish to change the poster sizes and need different cable/rod centers
- use channel to create a feature area
- use channel to bring the display away from the wall or window
- use channel to bridge over a poor fixing area
- channel allows tremendous fixing flexibility. You can position cables anywhere along their length



ACL channel with quick fit cable (ref: CQQ)

Tools and spares

Cleaners



Glass cleaner
- crystal clear finish, advanced formulation, high purity and non-abrasive

Item Code:
CL/G 1 litre



Acrylic cleaner
- anti-static, polycarbonate, smear free

Item Code:
CL/A 1 litre
CL.5/A 500ml

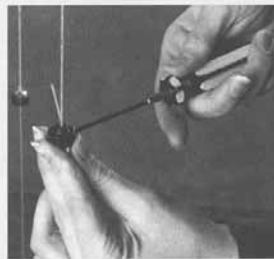
NB: solvent based cleaners (such as polish) will mark and possibly craze or damage acrylic, so we strongly recommend you use this acrylic cleaner

Tools



Allen keys
- ensure you have the correct allen key for your support - see page 66

Item Code: Size:
AK1.5 1.5mm
AK2.0 2.0mm
AK2.5 2.5mm
AK3.0 3.0mm
AK4.0 4.0mm
AK5.0 5.0mm
AK6.0 6.0mm



Hex driver
- increases the speed of your installation

Item Code: Size:
HD1.5 1.5mm
HD2.0 2.0mm
HD2.5 2.5mm
HD3.0 3.0mm
HD4.0 4.0mm
HD5.0 5.0mm

Screws and fixings

Small screws

- for use with WM12
- minimum order quantity - 100

Item Code:
WS6X1 No. 6 x 1
WS6X1.5 No. 6 x 1.5



Screws for channel

- use to install channel to ceiling/floor

Item Code:
WS8X1 No. 8 x 1
WS8X1.5 No. 8 x 1.5



Screws for cable/rod

- use to install cables/rods

Item Code:
WS10X1 No. 10 x 1
WS10X1.5 No. 10 x 1.5

Grubscrews for fittings

- spare grubscrews for use with fittings

Item Code:
P13G/5 M3 x 3mm
P12 M3 x 6mm
P11 M5 x 6mm
P16 M4 x 6mm
P18 M4 x 4mm



Interset

- use to fix into plasterboard on ceilings or walls

Item Code:
IS545 M5 x 45mm



Nylon tipped screws

- protects glass and acrylic

Item Code:
P10 M6 x 10mm



Wallplugs

- for 8-10mm screws

Item Code:
WPR Red



Miscellaneous



Spirit level
- horizontal and vertical vial to allow perfect levelling

Item Code:
SPL

Bare cable


- 1.5mm diameter cable
- available in 5 lengths
- supplied with copper crimps

Item Code: Length:
BC1 1m
BC2 2m
BC3 3m
BC4 4m
BC5 5m



NO RESPONSIBILITY IS TAKEN FOR USING THE INCORRECT FIXING IN THE WALL/CEILING. IF IN DOUBT - PLEASE ASK.

Accessories can make an enormous difference to the power of your presentation. Create highly attractive hard-working projects



Your choice of finishes & material

More than just clear acrylic... be adventurous and turn a simple design into something spectacular...

Imagery...

Screen printing

Create high quality text and logo images.

Vinyl lettering

An inexpensive option, ideal for simple lettering.

Acrylics...

Non-reflective acrylic - used to increase visibility in sunny windows or to reduce the glare from spot lighting.

Green edge - looks like glass.

Sandblast effect - looks like sandblasted glass and does not show dust. Creates impressive screens and background panels.

Colored acrylic - solid colors create ideal background panels.



Acrylic pockets & poster holders

A wide range of pocket types and sizes are available to suit any display requirement. Shown here are just some of the options available - if you want a special size or shape, please call to discuss your requirements.

Easy access pockets

Portrait and landscape pockets in clear acrylic, available in a wide range of sizes.

- designed to be used with cable/rod systems or wall mounted supports (WM09, WM05-13 with WMS-2)




Jumbo pockets

Double sided acrylic pocket designed to take very large posters. Made to order - please call for details.



'C' shaped pockets

A poster display that has a decorative back panel which can be screen printed with logos or text. Back panel can be supplied straight or with decorative 'ragged' edge. Made to order only - please call.



Easy access pockets



Portrait

- portrait and landscape pockets in clear acrylic with polished edges
- available in a wide range of sizes
- custom sizes available

Portrait pockets

- Sizes 16" x 20" and up are supplied with top clip as standard

Item Code:	Size:	1.5mm & 3mm Cable/Rod centers:	6mm Rod centers:	10mm Rod centers:
EAP8.5x11	Letter	9 7/8"	10 1/8"	10 1/4"
EAP16x20	16" x 20"	17 3/8"	17 5/8"	17 3/4"
EAP22x28	22" x 28"	23 3/8"	23 5/8"	23 3/4"
EAP24x36	24" x 36"	25 3/8"	25 5/8"	25 3/4"



Landscape

Landscape pockets

- 20" x 16" and up are supplied with top clip as standard

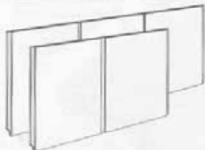
Item Code:	Size:	1.5mm & 3mm Cable/Rod centers:	6mm Rod centers:	10mm Rod centers:
EAP8.5x11	Letter	12 3/8"	12 5/8"	12 3/4"
EAP20x16	20" x 16"	21 3/8"	21 5/8"	21 3/4"
EAP28x22	28" x 22"	29 3/8"	29 5/8"	29 3/4"
EAP36x24	36" x 24" (2 part)	37 3/8"	37 5/8"	37 3/4"

Spare top clips

- for use with landscape and portrait easy access pockets



Item Code:
MRC



Double and treble width pockets

- double and treble width 8.5" x 11" portrait pockets in 1/8" thick clear acrylic

Item Code:	Size:	1.5mm & 3mm Cable/Rod centers:	6mm Rod centers:	10mm Rod centers:
EAPDBLLTR	Letter x 2 pockets	18 5/8"	18 7/8"	19"
EAPTRPLLTR	Letter x 3 pockets	27 3/8"	27 5/8"	27 3/4"



Acrylic pockets & poster holders

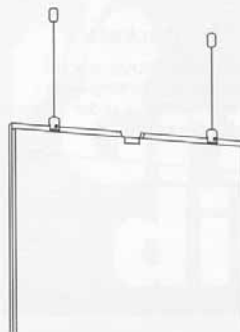
Top fixing pocket



Top fixing pockets

- designed to be suspended from the top
- 1/8" thick acrylic, supplied with top clip
- use with KC2-CG05 (p14)
- custom sizes available

Item Code:	Size:
TH16x20	16" x 20"
TH22x28	22" x 28"
TH24x36	24" x 36"



Pocket frames - for suspension on cables




Solid natural beech frames that attach directly to the cables, with no additional fittings

- complete with U-shaped acrylic pockets
- all units double sided
- profile size: 22mm wide x 20mm deep
- available in European sizes only

Item Code:	Size:	1.5mm Cable centres:
WFA5	A5	182mm
WFA4	A4	244mm
WFA3	A3	331mm
WFA2	A2	454mm

EUROPEAN PAPER SIZE : A5 = 148 x 210mm A4 = 210 x 297mm A3 = 297x 420mm A2 = 420 x 594mm A1 = 594 x 841mm A0 = 841 x 1188mm

Wall mounted easy access pockets with holes



- to be mounted directly onto wall
- use with WM05-13, WM05L-20 (p9)

Portrait pockets with holes

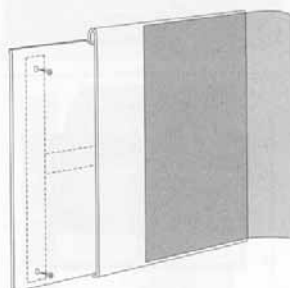
Item Code:	Size:
EAP8.5x11-WM	Letter
EAP16x20-WM	16" x 20"
EAP22x28-WM	22" x 28"
EAP24x36-WM	24" x 36"

Landscape pockets with holes

Item Code:	Size:
EAP11x8.5-WM	Letter
EAP20x16-WM	20" x 16"
EAP28x22-WM	28" x 22"



Wall mounted frameless acrylic poster holders



- two part pocket with a fixed back panel in foam board, which screws directly to the wall. Hook-on acrylic front creates a frameless poster display that is flat against the wall with no visible fixing
- no tools required to change the poster

Portrait	
Item Code:	Size:
HPKT8.5x11	Letter
HPKT16x20	16" x 20"
HPKT22x28	22" x 28"
HPKT24x36	24" x 36"

Landscape	
Item Code:	Size:
HPKT11x8.5	Letter
HPKT20x16	20" x 16"
HPKT28x22	28" x 22"



Hook-on accessories for use on wall-mounted rods


Hook-on easy access pockets



- pockets designed to be used with horizontal rods. Just hook on in desired position

Portrait
 Item Code: Size:
 HLTR Letter
 H16x20 16" x 20"
 H2228 22" x 28"

Landscape
 Item Code: Size:
 HLTRL Letter
 H2016 20" x 16"
 H2822 28" x 22"



L-shaped support

To be used with wall-mounted hook-on pockets, where WM11 supports have been used to fix rods to the wall

- keeps pockets hanging vertically
 - supplied with double sided adhesive




Item Code:
 HAS

- available in kit of 4 x letter size portrait pockets, complete with 1m of 6mm diameter rod and wall fixings

Kit - 4 x Letter portrait pockets
 Item Code: Size:
 KHLTRW Kit 4 x LTR

Hook-on leaflet dispensers




- letter portrait hook-on leaflet dispenser. Just hook on in desired position

- 1/8" thick acrylic, 1 1/2" internal depth

- Letter sized as standard - other sizes on request

Item Code:
 HLTRD Letter



KHLTRD

- available in kit of 4 x letter size portrait dispensers, complete with 1m of 6mm diameter rod and wall fixings

Kit - 4 x letter size portrait dispensers
 Item Code: Size:
 KHLTRD 4 x LTR

Hook-on sloping shelf with lip



- sloping shelves used with wall-mounted horizontal rods

- 1/8" thick acrylic, 1 1/2" deep lip

- supplied with triangular back support

- ideal for displaying literature or folded items


Kits
 - available in kits of 4 x letter portrait shelves or 2 x letter landscape shelves, complete with 1m of 6mm diameter rod and wall fixings

Portrait
 Item Code: Size:
 HLTRS Letter


Landscape
 Item Code: Size:
 HLTRLs Letter

Kit - 4 x letter portrait shelves
 Item Code: Size:
 KHLTRS 4 x Letter

Kit - 2 x Letter landscape shelves
 Item Code: Size:
 KHLTRLs 2 x Letter



KHLTRS



KHLTRLs

Fixing systems



WM11

Hook-on wall mounted pockets/leaflet dispensers:

- fix to the wall with WM11 which will give a good solid fixing to any type of wall. Use R1000P for single bays and R1500 for continuous runs

- projects center of rod approximately 1" away from the wall. Use HAS to ensure display hangs vertical

- fix WM11 support every 19" on horizontal rod



P02 + RS03

Wall mounted supports for hook-on shelves:


- use P02 + RS03 when fixing hook-on shelves. This support fits closely to the wall and allows the accessory to locate securely

- projects center of rod 3/8" away from the wall

Leaflet dispensers for use on cable/rod systems

Letter size dispensers

- leaflet dispensers to take letter size portrait leaflets
- 1/8" thick acrylic. 2 x letter versions have 3/16" acrylic backs
- depth of pocket 1 1/2"

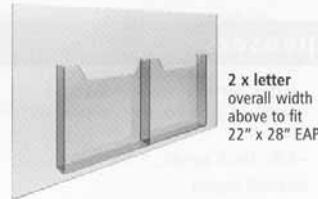
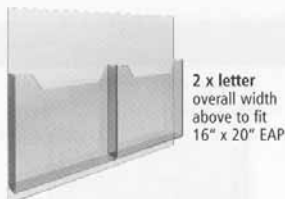


Single sided

Item Code:	Size:	1.5mm & 3mm Cable/Rod centers:	6mm Rod centers:	10mm Rod centers:
LDLTR	Letter	9 7/8"	10 1/8"	10 1/4"
LD2LTR	2 x Letter	17 3/8"	17 5/8"	17 3/4"
LD2LTR2	2 x Letter	23 3/8"	23 5/8"	23 3/4"

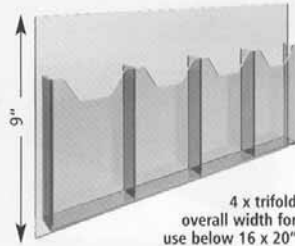
Double sided

Item Code:	Size:	1.5mm & 3mm Cable/Rod centers:	6mm Rod centers:	10mm Rod centers:
LDDLTR	Single Letter	9 7/8"	10 1/8"	10 1/4"
LDD2LTR	2 x Letter	17 3/8"	17 5/8"	17 3/4"
LDD2LTR2	2 x Letter	23 3/8"	23 5/8"	23 3/4"



Trifold dispensers

- leaflet dispensers to take (1/3rd letter) portrait leaflets
- 3/16" acrylic back panel, 1/8" acrylic front section
- depth of pocket 1 1/2"
- custom sizes available

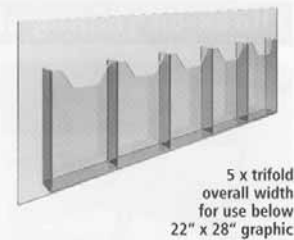


Single sided

Item Code:	Size:	1.5mm & 3mm Cable/Rod centers:	6mm Rod centers:	10mm Rod centers:
LDTR14	4 x trifold	17 3/8"	17 5/8"	17 3/4"
LDTR15	5 x trifold	23 3/8"	23 5/8"	23 3/4"

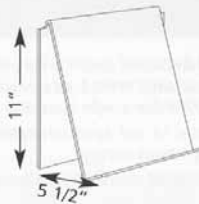
Double sided

Item Code:	Size:	1.5mm & 3mm Cable/Rod centers:	6mm Rod centers:	10mm Rod centers:
LDDTR14	4 x trifold	17 3/8"	17 5/8"	17 3/4"
LDDTR15	5 x trifold	23 3/8"	23 5/8"	23 3/4"



Angled leaflet dispensers

- 1/8" thick acrylic leaflet dispensers designed to take a variety of sizes
- with 1 1/2" lip and triangular back support
- special sizes available on request



Item Code:	Size:	1.5mm & 3mm Cable/Rod centers:	6mm Rod centers:	10mm Rod centers:
ALDLTR	Letter	9 7/8"	10 1/8"	10 1/4"
ALDLTRL	landscape Letter	12 3/8"	12 5/8"	12 3/4"

Banner & hanging rails

Gotcha strips



Aluminium banner rail with clear plastic gripper strip. Fitted with PO2 supports ready to be used on 1.5mm and 3mm cable and on 3mm, 6mm and 10mm rods.

- quick and easy way to suspend large posters. The clear plastic strips simply clip the poster into position, holding it firmly in place.
- suspend banners from the top only or use floor to ceiling cables or rods to hold banners top and bottom - ensures perfect tension at all times.


- remember to order supports - see below



Item Code: Size:

AGS-60	60"
AGS-48	48"
AGS-40	40"
AGS-36	36"
AGS-24	24"
AGS-22	22"
AGS-12	12"

Single



Double

Supports

Remember to add supports for Gotcha strips. Available as single or double sided

- supports listed are in satin chrome finish, for other finishes see p17, 21 and 31

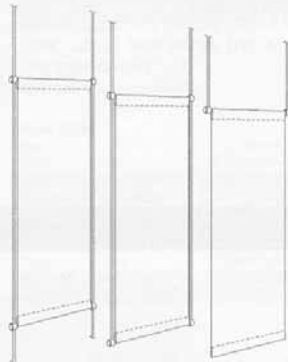
Item Code: Cable/rod:

Single	
CS03	1.5mm cable
CS03-3	3mm cable/rod
RS03	6mm rod
RS03-10	10mm rod

Item Code: Cable/rod:

Double	
CS04	1.5mm cable
RS04	6mm rod
RS04-10	10mm rod

Banner rails



19mm diameter banner rails

- supplied with supports CS03/RS03 to fit directly onto 1.5mm cables/6mm rods. No additional fittings required
- Shorter lengths cut to size

Item Code: Length: Cable/rod centers:

BR19C-3/PC	3'	37 1/8"
BR19C-4/PC	4'	49 1/5"
BR19R-3/PC	3'	37 1/8"
BR19R-4/PC	4'	49 1/5"

- ask about banner rails for 3mm cable, 3mm and 10mm rod

Hanging rails



1" diameter hanging/banner rails

- ideal for light weight merchandise
- polished chrome rails, supplied with supports to fit directly onto 1.5mm cables/6mm rods, no additional fittings required
- shorter lengths cut to size



Item Code: Length: Cable centers:

KHR36C	3'	37"
KHR36R	3'	37 1/8"

*differs slightly from photo

Ensure your products are displayed in the best possible way and they will sell themselves! Choose from a wide range of dynamic shelving and display options to maximise your sales.



Product display



Acrylic cubes and boxes, with or without lids - a dynamic way to display products.




Flat shelves, sloping shelves, narrow shelves under posters, framed displays. Any way you want to display your products, we can help.



Shelving for use with cable/rod systems

Plain shelves - use with cable or rod systems



- 1/4" tempered safety glass,
- for shelf supports see p18, 21, 32, 35
- cut to size
- varying thickness available

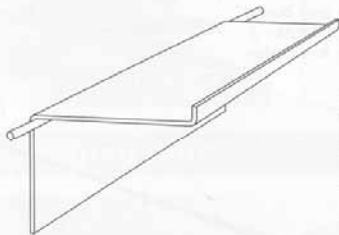
Special shapes & sizes available on request



Available in glass and acrylic



Flat shelf with lip For use on wall-mounted rods



Use as a group to make a feature or use under an easy access pocket to create a powerful wall display with graphics and product.

- 1/8" thick acrylic
- shelf is 16" wide x 4 3/4" deep with a 1/2" lip and a 4" drop back
- fixing details see p39



Acrylic display cubes

Standard cube kits



KC33/S



Low voltage straight lights (20 watt max) are supplied with all our cube kits. Position them diagonally between cables

Cubes can be placed side by side sharing a pair of cables. Only use 3 lights per pair of diagonal cables

Acrylic cubes suspended from the cables create powerful semi-secure presentations. The low-voltage lighting greatly increases the impact of the display and will help to increase sales.

Dimensions: 11 4/5" h x 11 4/5" w x 9 7/8" d (5 9/10" cable centers)
Cubes are in 1/8" thick acrylic, with option of a 'U' shaped back pocket for graphics. Clear front and satin side and top. Removable lid with hole for lighting.


Included in standard cube kits

- 3 x Display Cubes
- 4 x CA4 1.5mm dia. Cables
- 24 x CS13/C Panel Support to take 1/8" material
- 3 x LM64C Straight light mini-lamp head for 13 7/10" diagonal centres supplied with 20 watt - 35mm dia. lamps
- 1 x S90010 Transformer
- 2 x CS08 Power Connectors
- 4 x PC01/1 Top Isolators
- 4 x SP/IS Bottom Isolators

Item Code:	Description:
KC33/S	Satin acrylic without pocket
KC33-P/S	Satin acrylic with pocket



Cubes can be suspended on cables or rods. Ask about customised cube displays, including security features, integrated graphics and lighting



Low voltage Display lighting



Adding low voltage lighting to your cable or rod displays will increase visual impact and increase your sales by up to 107%

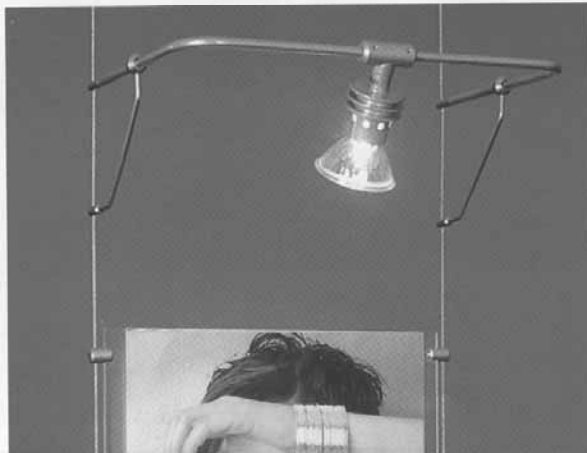
- Quick and easy to install
- Light fittings are easy to specify - just follow our step-by-step guide on the next page
- All you need to complete the installation is an electrical spur, positioned within 6 1/2' of the transformer
- No need to use special cables - our lighting uses our standard cables or rods, retaining strength and load bearing capacity

add
visual
impact

increase
sales

high
quality

easy to
install



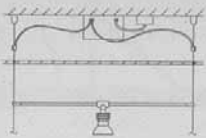
HOW MANY LIGHTS CAN I PUT ON ONE PAIR OF CABLES?

The answer to this lies in the type of light you have selected

Single lights are powered on a 12V system and require a 60W transformer (order code S90010)

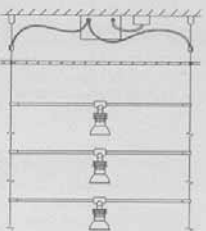
This means on one pair of cables fitted with a 60W transformer you can have:

1 x 50W light



or

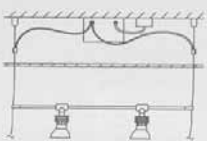
Up to 3 x 20W lights



Double lights are powered on a 24V system and require a 100W transformer (order code T-1-81048)

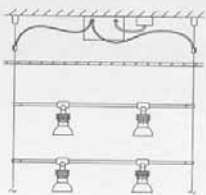
This means on one pair of cables fitted with a 100W transformer you can have:

2 x 50W lights



or

Up to 4 x 20W lights



***Remember, only one transformer per pair of cables.**

For light configurations other than those above, please call.

Choosing your lighting...

This guide will help you choose the right lights for your displays and ensure you select all the right component parts, giving you easy, problem-free installation.

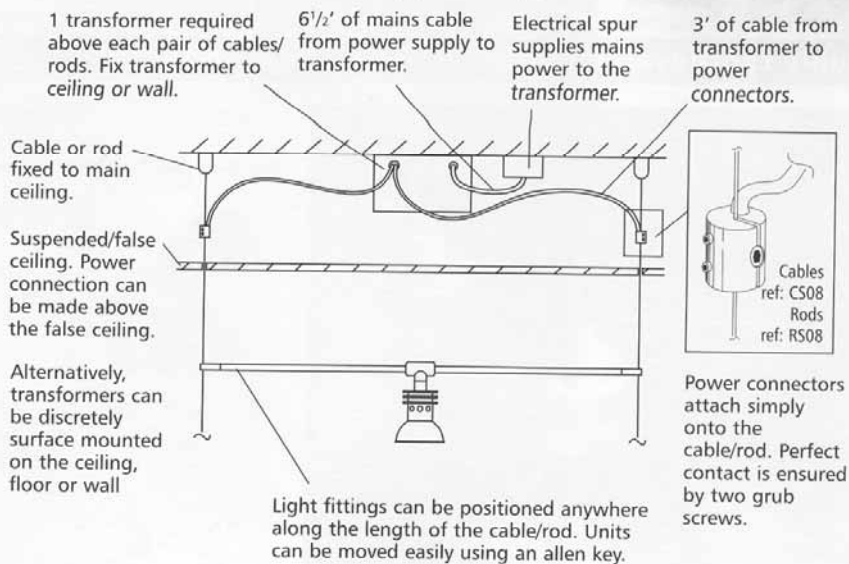
When you know what your display is going to look like and consist of (display panels, shelves, leaflet holders), you can choose lights to maximise their impact. Just follow this easy step-by-step guide:

- 1** Check the panel on the left to see how many lights you can put on one pair of cables
- 2** Next choose the style of lights you'd like (see pages 48 to 51).
- 3** Remember to add the correct transformer, power connectors and isolators to your order (see page 52)
- 4** Choose which lamps you want - standard dichroic lamps (20 or 50 watt) are included in the price of the fitting. See page 52 for extra long life, extra bright or colored lamps

That's it! Place your order and look forward to boosting your sales with exciting displays!



How the lighting works:




Cantilevered lights

- ideal for lighting graphic panels or posters
- lights have 180° adjustable heads and project 150mm from cable/rods
- available in either single (50W) or double (2 x 50W) options
- use single lights for graphics up to 25" wide
- double lights are available as special orders up to 39" wide - just ask for details and prices

Single cantilevered lights - 1 x 50W lamp included



- requires transformer S90010 or T-1-81048
- 12 volt
- to fit up to 25" cable/rod centers



To fit letter EAP

Code:	Cable/rod size:
LLTRSC/SI	To fit 1.5mm cable
LLTRSC-3/SI	To fit 3mm cable/rod
LLTRSR/SI	To fit 6mm rod

To fit 16" x 20" EAP

Code:	Cable/rod size:
L1620SC/SI	To fit 1.5mm cable
L1620SC-3/SI	To fit 3mm cable/rod
L1620SR/SI	To fit 6mm rod


To fit 22" x 28" EAP

Code:	Cable/rod size:
L2228SC/SI	To fit 1.5mm cable
L2228SC-3/SI	To fit 3mm cable/rod
L2228SR/SI	To fit 6mm rod

To fit cable/rod centers up to 25"

Code:	Cable/rod size:
LM6SC/SI	To fit 1.5mm cable
LM6SC-3/SI	To fit 3mm cable/rod
LM6SR/SI	To fit 6mm rod

- specify size required



NEW budget single cantilevered light 1 x 50W

- requires transformer T-1-81048 or S90010
- 12 volt
- to fit letter size. Other sizes available on request

To fit letter size EAP

Code:	Cable/rod size:
LWLTRSC	To fit 1.5mm cable
LWLTRSC-3	To fit 3mm cable/rod

To fit double letter EAP


Code:	Cable/rod size:
LW2LTRSC	To fit 1.5mm cable
LW2LTRSC-3	To fit 3mm cable/rod

- for double letter pocket EAPD8LLTR (p37)

Double cantilevered lights - 2 x 50W lamps included



- requires transformer T-1-81048
- 24 volt
- to fit up to 25" cable/rod centers



To fit 22" x 28" EAP

Code:	Cable/rod size:
LD2228SC/SI	To fit 1.5mm cable
LD2228SR/SI	To fit 6mm rod

To fit 24" x 36" EAP

Code:	Cable/rod size:
LD2436SC/SI	To fit 1.5mm cable
LD2436SR/SI	To fit 6mm rod

To fit cable/rod centers up to 25"


Code:	Cable/rod size:
LDM6SC/SI	To fit 1.5mm cable
LDM6SR/SI	To fit 6mm rod

- specify size required

Customised cantilevered lights

Double sided cantilevered lights - lamps included

Single



Single double sided cantilevered lights - 2 x 20W

- requires transformer T-1-81048 or S90010
- 12 volt
- to fit any size from letter up to 25" cable/rod centers - please specify size when ordering

1 x 20W single light on each side

Code: Cable/rod size:
L2M6SC/SI To fit 1.5mm cable
L2M6SR/SI To fit 6mm rod


Twin double sided cantilevered lights - 4 x 20W

- requires transformer T-1-81048
- 24 volt
- to fit any size from 16" up to 33" cable/rod centers - please specify size when ordering


2 x 20W single lights on each side

Code: Cable/rod size:
L2DM8SC/SI To fit 1.5mm cable
L2DM8SR/SI To fit 6mm rod

Double



Extra wide cantilevered lights - lamps included



- light projects 7 7/8"
- to be used on panels up to 1/4" thick
- to fit up to 39" cable/rod centers - please specify size when ordering

Single - 1 x 50W

- requires transformer T-1-81048 or S90010
- 12 volt

To fit cable/rod centers up to 39"

Code: Cable/rod size:
LM6PC/SI To fit 1.5mm cable
LM6PR/SI To fit 6mm rod

Double - 2 x 50W

- requires transformer T-1-81048
- 24 volt

To fit cable/rod centers up to 39"

Code: Cable/rod size:
LDM8PC/SI To fit 1.5mm cable
LDM8PR/SI To fit 6mm rod

Double



Straight lights


- ideal for lighting shelving presentations
- straight fitting - lamp is positioned in the middle or offset with 180° adjustment
- available in either single (1 x 20W) or double (2 x 50W) options

Single straight lights - 1 x 20W lamp included



Single straight light

- fits side cable/rod with cable/rod centers of 300mm (11 4/5")
- requires transformer T-1-81048 or S90010
- 12 volt



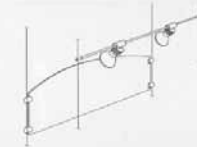

To fit 300mm cable/rod centre

Code: Cable/rod size:
LM3C/SI To fit 1.5mm cable
LM3R/SI To fit 6mm rod

Double straight lights - 2 x 50W lamps included



- Set of 2 lights for use on the front of shelving
- requires transformer T-1-81048
- 24 volt



To fit 22" x 28" pockets

Code: Cable/rod size:
LD2228C/SI To fit 1.5mm cable
LD2228R/SI To fit 6mm rod


To fit 24" x 36" pockets

Code: Cable/rod size:
LD2436C/SI To fit 1.5mm cable
LD2436R/SI To fit 6mm rod

To fit cable/ rod centers up to 25"

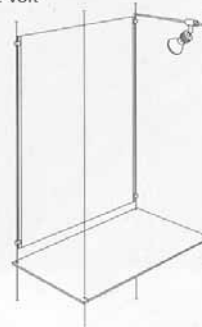
Code: Cable/rod size:
LDM6C/SI To fit 1.5mm cable
LDM6R/SI To fit 6mm rod
- specify size required

Single straight lights with swivel feature - 1 x 20W lamp included



Single straight light with swivel

- fits side cable with cable centers of 300mm (11 4/5")
- requires transformer T-1-81048 or S90010
- 12 volt



To fit 300mm cable centre

Code: Cable size:
LM30CS/SI To fit 1.5mm cable

Wirelights

- Wirelights are an elegant yet cost-effective way to illuminate any display supported on cables or rods
- lamps are angled down to give a good overall spread of light
- available in either single (1 x 50W) or double (2 x 50W) options
- cool-to-the-touch black silicone rings are also included for extra elegance

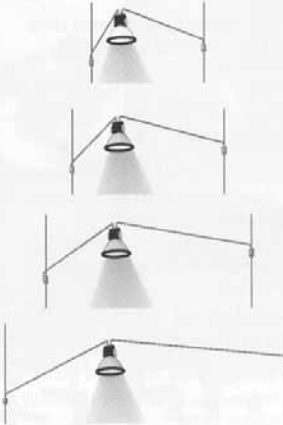
Single Wirelights - 1 x 50W lamp included



Single Wirelight

Single Wirelight - 50W

- lamps project 5 9/10" from cables
- requires transformer T-1-81048 or S90010
- 12 volt



To fit letter EAP

Code:	Cable/rod size:
LWLTRC	To fit 1.5mm cable
2LWLTRC-3	To fit 3mm cable/rod
LWLTRR	To fit 6mm rod

To fit 16" x 20" EAP

Code:	Cable/rod size:
LW1620C	To fit 1.5mm cable
LW1620C-3	To fit 3mm cable/rod
LW1620R	To fit 6mm rod

To fit 22" x 28" EAP

Code:	Cable/rod size:
LW2228C	To fit 1.5mm cable
LW2228C-3	To fit 3mm cable/rod
LW2228R	To fit 6mm rod

To fit 24" x 36" EAP

Code:	Cable/rod size:
LW2436C	To fit 1.5mm cable
LW2436C-3	To fit 3mm cable/rod
LW2436R	To fit 6mm rod



NEW budget single cantilevered light 1 x 50W

- requires transformer T-1-81048 or S90010
- 12 volt
- to fit letter size. Other sizes available on request

To fit letter size EAP


Code:	Cable/rod size:
LWLTRSC	To fit 1.5mm cable
LWLTRSC-3	To fit 3mm cable/rod

Double letter EAP

Code:	Cable/rod size:
LW2LTRSC	To fit 1.5mm cable
LW2LTRSC-3	To fit 3mm cable/rod

- for double letter pocket EAPDBLLTR (p37)

Double sided Wirelights - 2 x 50W lamps included



Double Wirelight

Double-sided Wirelight - 2 x 50W

- lamps project 5 9/10" from cables
- requires transformer T-1-81048
- 24 volt



To fit letter EAP

Code:	Cable/rod size:
LDWA4C	To fit 1.5mm cable
LDWA4R	To fit 6mm rod

To fit 16" x 20" EAP

Code:	Cable/rod size:
LDWA3C	To fit 1.5mm cable
LDWA3R	To fit 6mm rod

To fit 22" x 28" EAP

Code:	Cable/rod size:
LDWA2C	To fit 1.5mm cable
LDWA2R	To fit 6mm rod

To fit 24" x 36" EAP

Code:	Cable/rod size:
LDWA1C	To fit 1.5mm cable
LDWA1R	To fit 6mm rod

Lighting accessories

Transformers - see page 49 for number of lights per transformer



S90010
12v transformer

S90010

Code:
S90010

T-1-81048
12/24v transformer

T-1-81048

Code:
T-1-81048

- supplied with 4' output lead
- includes protection against overheating, overloading and short-circuits
- **remember to order power connectors (see below)**

Lamps - 50mm diameter



Standard dichroic lamps

- top quality, glass fronted lamp with an average lamp life of 5,000 hours

20W lamp

Code: Beam angle
LD20/W 36°

50W lamp

Code: Beam angle
LD50/24 24°

Extra long life lamps

- average lamp life 10,000 hours
- more than a years life based on 24 hours a day usage
- saves time and money, reduces the hassle of changing lamps

50W lamp

Code: Beam angle
LD50-UL/24 24°

IRC lamps - 70% brighter

- average lamp life 4,000 hours
- brightness equivalent to a 65W dichroic lamp

50W lamp

Code: Beam angle
LD50-IR/24 24°



Silver

Silver lamps

Add a touch of style - change the appearance of your lamp fittings - the external casing of the lamp is silver.

- light projects forward only
- average lamp life 3,500 hours

20W lamp

Code: Color: Beam angle
LD20/S Silver 36°

50W lamp

Code: Color: Beam angle
LD50/S Silver 36°

Silicone rings



Add a touch of style - gives the finishing touch to any 50mm diameter lamp. The black silicone ring just clips onto the rim of the lamp.

Silicone ring

Code:
LHR/BL



Power connectors and isolators



Power connectors

- allows electrical power to be connected to the cable or rod
- perfect contact is ensured by two grub screws
- Satin chrome finish

Power connector

Code:
CS08 For 1.5mm cable
CS08-3 For 3mm cable or rod
RS08 For 6mm rod



Add isolators when using channel or installing into metal ceilings or floors

Top isolator

- Black nylon for cables, white nylon for rods



Top Isolator

Top isolator

Code:
PC01/I For cables
PR01/I For rods

Bottom isolator

- in 3 nylon sections



Bottom isolator

Code:
SP/I/S For cables & rods

Bottom Isolator

In-line rod isolator

- insert when metal accessories touch both rods to avoid fusing



Inline isolator

Code:
LJ For 6mm rods



Providing instant 3D walk around access, freestanding displays make standing out in the crowd so easy.

Freestanding displays



Make the most of your floor space by promoting your image, products and services to best effect using our range of freestanding display units.



Make an impact with your information. Use pockets and frames for maximum style...and maximum sales.



Freestanding units - single

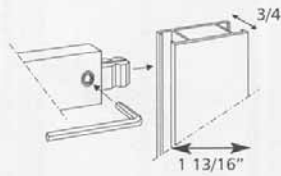
Freestyle frame - flat profile upright



Available in 3 widths -
990mm, 1230mm and 1730mm

Freestyle frames are lightweight satin silver aluminium units ideal for use on exhibition stands, conferences and reception areas
- combine posters, leaflet dispensers, sloping shelves - create a display that gets your message across!
- all units 78" high
- steel bases are 13 1/2" diameter
- supplied flat packed.

Item Code:	External width:	Internal width:
FSU36x78 flat	36"	32 3/8"
FSU50x78 flat	50"	46 3/8"
FSU68x78 flat	68"	64 3/8"



Flat uprights - single frame



Freestyle frame kit
- comprises FSU36x78 flat Freestyle frame, 1 x 24" x 36" portrait acrylic pocket, 2 x quick fit cables and 4 x CG03 panel clamps

Item Code:	Description:
KFL-3678-12436	1 x 24" x 36"

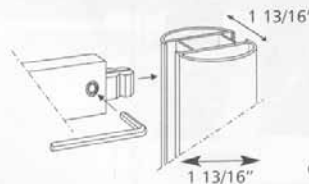

Freestyle frame - round profile upright



Available in 3 widths -
36", 50" and 68"

Satin silver aluminium units with 2" diameter uprights and flat horizontal profiles
- combine posters, leaflet dispensers, sloping shelves - create a display that gets your message across!
- all units 78" high
- steel bases are 13 1/2" diameter
- supplied flat packed.

Item Code:	External width:	Internal width:
FSU36x78	36"	32 3/8"
FSU50x78	50"	46 3/8"
FSU68x78	68"	64 3/8"



Round uprights - single frame




Freestyle frame kit
- comprises FSU36x78 Freestyle frame, 8 x letter size portrait acrylic pockets, 4 x quick fit cables and 32 x CG03 panel clamps

Item Code:	Description:
KFR-3678-8LTR	8 x letter size Kit

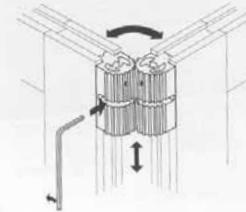
Freestanding units - multiple

Flexi-frames - double and treble



Lightweight satin silver aluminium units ideal for use on exhibition stands, conferences, reception areas or in-store

- Double and treble frames with flexible hinges
- flat profile measures 1 13/16" x 3/4"mm deep
- all units 78" high
- supplied flat packed.
- special sizes on request



Flexible hinge allows unit to fold flat for easy storage and transporting

Item Code:	Description:	External width mm:	Internal width mm:
	Double	2 x 36" width frames	32 3/8"
	Treble	3 x 36" width frames	32 3/8"

Frame accessories

Brackets

Double sided bracket - supports cables/rods (not included)


- two sizes available:
- 5 9/10" cable/rod centers, ideal for small shelves, sloping shelves and acrylic cubes
- 11 4/5" cable/rod centers, ideal for shelving and double depth displays

Single sided bracket - supports cables/rods in front of frame

- projects 2"
- can also be used to support cables away from the wall on exhibition stands (fits wall depth 3/4"). Order cables/rods separately



Doubled sided bracket



Item Code:	Description:	Cable/rod centers:
KMFB1/SI	Single sided bracket	-
KMFB3/SI	Double sided bracket	11 4/5"
KMFB15/SI	Double sided bracket	5 9/10"

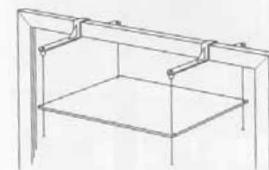
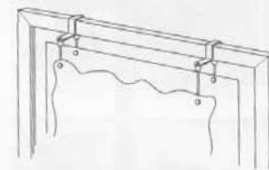


Double sided bracket

Brackets fit a profile up to 3/4" deep



Single sided bracket



Use brackets to support a wide range of accessories - shelves, panels, leaflet dispensers...

See Product and Graphic Display sections (p36-45) for accessories to use with frames

Quick fit cable



- cable designed to be used with freestanding frames top and bottom
- includes 13' 9" of cable, 2 quick fit toggles & spring tensioner
- NB Not to be used with lighting*

Item Code:	Finish:
CQQ	Satin Chrome
CQQ/PC	Polished Chrome
CQQ/BR	Polished Brass



Toggle

- for fixing standard cable or rod to freestanding frames
- can be used with all top and bottom cable/rod fittings
- allen key provided



Item Code:	Finish:
AT	Silver

Freestanding units

Info-post



Create an instant presentation to display signs, posters and leaflets. Perfect for use in:

- reception areas for company information or as a directory sign
- shop windows
- near a sales counter or customer service desk
- on exhibition stands

Info-post kits

Kits are supplied complete with:

- a 78" satin aluminium upright
- 13 1/2" diameter base unit
- set of 6 letter size portrait acrylic pockets, either hook-on pockets with rods or side supported easy access pockets
- all fittings supplied
- kits are supplied flat packed and can be assembled in minutes

Item Code: Description:

KIPA-6LTR **Kit with side supported pockets**
 KIPA-HR6LTR **Kit with hook-on pockets**



KIPA-6LTR
Info-post with side supported pockets



KIPA-HR6LTR
Info-post with hook-on pockets

Upright and base only

- 78" satin aluminium upright with 13 1/2" diameter silver painted base

Item Code: Description:

IP78 **Upright and base**



IPA20

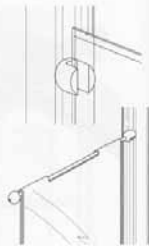
Supports

Choose from:

- satin chrome clamp to take panels up to 3/8" thick or
- horizontal stainless steel rods, supplied with quick fit toggle that allows easy relocation. Comes with REC decorative end fitting in satin chrome. Available in 2 sizes to take letter size portrait or landscape pockets

Item Code: Description:

KPC **Clamp for panels up to 3/8"**
 KRLTRP **Rod to take letter size portrait**
 KRLTRL **Rod to take letter size landscape**



Pockets

- 1/8" thick high impact acrylic for increased durability in public areas
- supplied with wing on the left or right hand side
- use with KPC support clamps

Item Code: Description/size: Left or Right Fixing

EAP8.5x11IP/RH	Letter Portrait	right
EAP8.5x11IP/LH	Letter Portrait	left
EAP11x8.5IP/RH	Letter Landscape	right
EAP11x8.5IP/LH	Letter Landscape	left



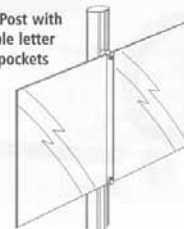
KIPA-HR6LTR
Info-post kit supplied with 6 letter size hook-on pockets

KIPA-6LTR
Info-post kit supplied with 6 letter size side supported pockets

Info-Post with letter size leaflet dispenser




Info-Post with double letter size pockets



The eye is drawn to light...

An illuminated poster or graphic can increase sales by up to an incredible 107% over a non-illuminated presentation.



Using the latest technology coupled with an incredibly long lamp life, our wall mounted or suspended light boxes give you maximum impact in your premises.



Light boxes - single & double sided

Cold cathode light boxes

- cold cathode light boxes use the very latest light technology, making them incredibly bright and light weight.
- extremely long lamp life - up to 50,000 hours (approx. 5 years)
- lux level at panel center of 24" x 36" unit is 1092 lux, making it one of the brightest around
- supplied with a 3-pin plug
- stylish, slim click frame, 1 1/5" wide x 1 1/3" deep
- available in custom sizes
- use wall mounted or suspended on cable/rod system



Single sided light boxes

- silver anodised finish

Item Code:	Size:	Frame size	Viewing area	Max graphic area
LB1620	16" x 20"	17 1/5" x 21 1/5"	16" x 20"	16 1/5" x 20 1/5"
LB2228	22" x 28"	23 1/5" x 29 1/5"	22" x 28"	22 1/5" x 28 1/5"
LB2436	24" x 36"	25 1/5" x 36 1/5"	24" x 36"	24 1/5" x 36 1/5"
LB3648	36" x 48"	37 5/8" x 48 5/8"	36" x 48"	36 1/5" x 48 1/5"

-All sizes given in inches and width x height

-All sizes are approximate

Double sided light boxes

- double sided units can be suspended from cable/rod systems - ask for details

- brushed aluminium finish

Item Code:	Size:	Frame size	Viewing area	Max graphic area
LDB2228	22" x 28"	23 1/5" x 29 1/5"	22" x 28"	22 1/5" x 28 1/5"
LDB2436	24" x 36"	25 1/5" x 36 1/5"	24" x 36"	24 1/5" x 36 1/5"

-All sizes given in inches and width x height

-All sizes are approximate

Phones



Increase the impact of any display by adding sound and moving images! Research shows sales can increase by up to 317% (source POPAI).



Digital displays

Incorporate movement into your displays and watch sales soar!



New Digital Display System is highly compact and economical, which means small as well as large companies can benefit from the advantages of digital media.

Digital Displays are the solution if you want to:

- Present jpeg images, mpeg video and sound
- Increase awareness that will increase sales
- Update your display instantly without expensive print costs
- Grab the attention of passers-by with strong sales messages

Where can Digital Display be used?

- Shop windows
- Exhibition stands
- Showrooms
- Museums
- Offices
- Banks
- Point of Sale
- Airports

Incredibly easy to use

- Ultra slim - only 2 1/8" in depth
- Uses compact flash card media which can be changed in seconds
- Extra bright - can be viewed from any angle

Digital displays - kits

Digital screen

- all kits are supplied with a demo compact flash card and instruction manual
- depth 2 1/8", 17" wide screen

Cold cathode light box

- only 1" deep
- single and double sided options
- poster size 16.53" x 11.69"
- lamp life up to 50,000 hrs

Kits are supplied with 1.5mm cables with a 13' 1 1/2" drop or 6mm rods with a 9' 10" drop, transformer and power connectors. Width of display 21 1/4".

Installation must be carried out by a qualified installer.

Single cold cathode light box kits



- single sided or double sided light box kits
- supplied with 1.5mm cable and transformer

Item Code:	Description:
KDCA3	Single sided
KDCA3-D	Double sided

Combined digital screen/light box kit



- kit comprising one single sided digital screen plus one single or double sided light box
- supplied with 6mm rods and transformer

Code:	Description:
KD1	With single sided light box
KD1-D	With double sided light box

Single digital screen kit



- supplied with 1.5mm cable and transformer

Item Code:
KDA3

Multiple and combination kits



- 3 cold cathode light boxes**
- supplied with 1.5mm cables and transformer

Code:	Description:
KD2	3 x single sided light boxes
KD2-D	3 x double sided light boxes



- 1 digital screen, 1 cold cathode light box & 1 double letter size acrylic pocket**
- supplied with 6mm rods and transformer

Code:	Description:
KD3	Includes 1 single sided light box, 1 digital screen & 1 double letter pocket
KD3-D	Includes 1 double sided light box, 1 digital screen & 1 double letter pocket



- 1 digital screen plus 2 cold cathode light boxes**
- supplied with 6mm rods and transformer

Code:	Description:
KD4	Includes 2 single sided light boxes and 1 digital screen
KD4-D	Includes 2 double sided light boxes and 1 digital screen



- 3 digital screens**
- supplied with 6mm rods and transformer

Code:	Description:
KD5	3 digital screens

Digital displays

Totally unique digital screens and cold cathode light boxes powered via the low-voltage cable or rod system



Digital display screen

- ultra slim 2 1/8" depth screen which simply clips onto cable/rod system
- 17" wide LCD screen
- all the unit needs to run is a memory card with data downloaded directly from a digital camera or PC
- you can install jpeg images, mpeg video and sound files
- to load the digital screen you will need a USB card reader and a compact flash memory card.

Item Code: *Size:*
 DA3 **17" LCD Digital Screen** (60 watts/12 volt)
 supplied with PO2 supports and a compact demo card
 See website for current prices

Cold cathode light boxes - suspended

Use on their own as an illuminated header with acrylic pockets underneath, a bank of three units one under the other, or as part of a display with the digital screen.

- Completely even spread of light which eliminates shadows
- Invisible power supply, no ugly power cables
- Use standard paper posters up to 90 gsm or inkjet prints
- Units are very light weight
- Extremely long lamp life of up to 50,000 hrs (approximately 5 years)
- Single or double sided options
- Poster size 16.54" x 11.69". Viewing area 16.45" x 11.65"

Item Code: *Size:*
 DCA3 **Single sided, landscape/portrait** (15 watts/12 volt)
 supplied with PO2 supports
 DCDA3 **Double sided, landscape/portrait** (15 watts/12 volt)
 supplied with PO2 supports
 See website for current prices

2 x letter size acrylic pockets

- 1/8" thick acrylic poster pocket
 supplied on special 21 1/4"
 cable/rod centers

Item Code: *Size:*
2 x Letter size pockets

Transformers

- single-circuit transformers, supplied with 4' output lead.
- provides protection against overheating, overloading and short-circuits

Item Code: *Size:*
 LPS **200 VA**

Important fitting information:

- Units can be fitted to 1.5mm or 3mm cable or 3mm or 6mm rod systems - when ordering, make sure you have the correct supports for the system you are ordering
- Cable/rod centers: Landscape: 21 1/4" Portrait: 16 5/8"
- One pair of 1.5mm or 3mm cables or rods will take a maximum 60 watts. This means either one digital screen or 3 light boxes. One pair of 6mm rods will take a maximum of 300 watts, so can easily take 3 digital screens
- Frame size for digital screen and light box is 20 3/8" x 15 3/4"

Ordering checklist:

1. Cables or rods if not already fitted
2. A suitable transformer per pair of cables (see above for details)
3. Power connectors per pair cables/rods (eg CS08 for cables or RS08 for rods. See page 52)
4. Four supports per screen/light box to fix to cables/rods (eg 4 x CS03 (p17) for 1.5mm cables, CS03-3 (p28) for 3mm cables/rods, RS03 (p31) for 6mm rods)
5. Isolators to fit to top and bottom (see page 52)

Component measurements

All measurements are in millimetres unless stated L=Length W=Width H=Height Ø=Diameter D=Depth Int=Internal 1"=25.4mm

Item code:	Allen key:	Dimensions:	Item code:	Allen key:	Dimensions:	Item code:	Allen key:	Dimensions:
AC		W=19; H=11.5	CS12-3	••	H=27; D=26; Ø=16	RG23	••	L=46; Ø=18
ACD		W=28; H=11	CS13	••	L=21.5; Ø=16	RG23-10	•••	L=50; Ø=18
ACL		W=19; H=11.5	CS13-3	••	L=23.5; Ø=16	RGN01	•	L=25; Ø=16
C2		2m cable; top fitting Ø=16	CS21	••	L=64; Ø=16	RH01	•	L=19; Ø=16
C2A4F	••	Top fitting Ø=18; floor fitting Ø=15	CS21-3	••	L=64; Ø=16	RH01-10	•	L=23; Ø=18
C2CW-15	••	Wall brackets Ø=38; 40mm from wall to back cable; floor fitting Ø=16	CS22	•	H=28; D=21.2; Ø=16	RH02	•	L=24; Ø=16
C2CW-30	••	Wall brackets Ø=38; 40mm from wall to back cable; floor fitting Ø=16	CS23	••	L=35; Ø=16	RH02-10	•	L=28; Ø=18
C2WF-15	••	Wall brackets Ø=38; 40mm from wall to back cable; floor fitting Ø=15	CS23-3	••	L=37; Ø=16	RP	•	Ø=18
C2WF-30	••	Wall brackets Ø=38; 40mm from wall to back cable; floor fitting Ø=15	CWF	•	3m cable; projects 40 from wall; floor fitting Ø=15	RPA	••	Ø=15
C2WW-15	••	Wall brackets Ø=38; 40mm from wall to back cable	CWW	•	3m cable; projects 40 from wall; fitting plate Ø=38	RR01	••	L=31; Ø=16
C2WW-30	••	Wall brackets Ø=38; 40mm from wall to back cable	HDS		D=15; Ø=50	RR01-10	••	L=40; Ø=18
CA4	•	4m cable; top fitting Ø=16; bottom fitting Ø=15	HR10-3	•	L=790; Ø=10	RR01-3/10	•••	L=33; Ø=18
CA4-3	•	Top fitting Ø=16; bottom fitting Ø=15	KC2-CG05	••	Top fitting Ø=16; support Ø=23	RR01-3/6	•••	L=29; Ø=16
CAA	••	4m cable; fittings Ø=38	KC2-CG05-10	••	Top fitting Ø=16;	RR01-6/10	••	L=56; Ø=18
CAF	••	4m cable; top bracket Ø=38; floor fitting Ø=15	KMDB/SI	•	H=350; D=350; cables/rods project 40mm & 340mm from wall	RS		Ø=18
CAT	•	Weight 100H x 30Ø; weighs 0.55kg	KMSB-25/5I		H=30; Ø=35;	RS01	•	D=11; Ø=16
CCT	•	Weight 100H x 30Ø; weighs 0.55kg	KMSB/5I		cable fitting 25mm from wall	RS03	••	L=17.5; Int Ø=12; Int D=6; Ø=16
CCW	•	3m cable; top fitting Ø=16; projects 40 from wall	KMSB/100/5I		H=60; Ø=60; cable fitting 50mm from wall	RS03-10	••	L=22; Ø=18
CD-4	•	W=5; Ø=25	P01		H=110; Ø=110; cable fitting 100mm from wall	RS04-10	••	L=21; Int Ø=12; Int D=6; Ø=16
CD-10	•	W=5; Ø=25	P01-PC01		Ø=38	RS05	••	L=26; Ø=18
CG01	•	L=20; Ø=16	P02		Ø=12; D=6	RS05-10	••	L=17; Ø=16
CG01-3	••	L=21; Ø=16	P08	•	H=8; Ø=16	RS06-10	••	L=22; Ø=18
CG02	•	L=32; Ø=16	PC01/I		L=12; Ø=16	RS06	••	L=20; Ø=16
CG03	•	L=15; Ø=10	PC31		L=18	RS06-10	••	L=26; Ø=18
CG03-3	•	L=15; Ø=10	PR01-1		L=12; Ø=16	RS08	••	L=18; Ø=16
CG04	•	L=22; Ø=10	R1000-10		L=1000; Ø=10	RS10	••	L=22; Ø=20
CG04-3	•	L=22; Ø=10	R1000P		L=1000; Ø=6	RS11	••	L=39; Ø=16
CG06	•	L=20; Ø=16	R1500		L=1500; Ø=6	RS11-10	••	L=43; Ø=18
CG07	•	L=32; Ø=16	R1500-10		L=1500; Ø=10	RS12	•	H=28; D=18.1; Ø=16
CG08	•	L=31; Ø=21; 8.5mm Ø hole required 15mm from edge of panel	R500		L=500; Ø=6	RS12-10	••	L=20; Ø=18
CG09	•	L=22; Ø=16	R500-10		L=500; Ø=10	RS13	••	L=25; Ø=16
CG11	••	L=27; Ø=16	RS00P		L=500; Ø=6	RS13-10	•	L=30; Ø=18
CG11-3	•••	L=28; Ø=16	RAAS	••	Top fitting Ø=15; bottom fitting Ø=18	RS21	••	L=64; Ø=16
CG12	••	L=30; Ø=18	RAS	•	Top & bottom fitting Ø=18	RS21-10	••	L=68; Ø=18
CG12-3	•••	L=31; Ø=18	RAS-10		Top fitting Ø=20; Bottom fitting Ø=22	RS22	••	L=30; D=24.2; Ø=16
CG13	••	L=27; Ø=18	RB1		1m rod; top fitting Ø=16	RS23	••	L=38; Ø=16
CG13-3	•••	L=28; Ø=18	RB2		2m rod; top fitting Ø=16	RS23-10	•	L=38; Ø=18
CG14	•	L=20; Ø=20.5	RB3		3m rod; top fitting Ø=16	RSA	•	Ø=15
CG14-3	••	L=21; Ø=20.5	RBCF3		3m rod; top fitting Ø=16; bottom fitting Ø=15	WM01	••	L=30
CG15	•	L=20; Ø=20.5	RB1		1m rod; top fitting Ø=16	WM02	••	L=30
CG15-3	••	L=20.5; Ø=21	RBT1		2m rod; top fitting Ø=16	WM03	•	L=16
CG21	••	L=46; Ø=16	RBT2		3m rod; top fitting Ø=16	WM04	•	L=16
CG21-3	•••	L=46; Ø=16	RBT3		3m rod; top fitting Ø=16	WM05-13	•	L=25; Ø=16
CG22	••	L=52; Ø=18	RBTf3		3m rod; top fitting Ø=16; bottom fitting Ø=15	WM05L-20	•	L=40; Ø=16
CG22-3	•••	L=52; Ø=18	RC10-6	•	L=25; Ø=10	WM06	•	L=19; Ø=16
CG23	••	L=46; Ø=18	REC	•	L=16; Ø=12	WM07	•	L=28; Ø=16
CG23-3	•••	L=46; Ø=18	REC-10		L=15; Ø=10	WM08	•	L=32; Ø=16
CH01	•	L=16; Ø=16	REC-P/BL		L=17; Ø=8.5	WM09	••	L=31; Ø=16
CH01-3	•	L=17; Ø=16	RG01		L=25; Ø=16	WM10	•	L=39; Ø=16; 24mm from wall
CH02	•	L=24; Ø=16	RG01-10	••	L=29; Ø=18	WM11	••	L=31; Ø=16
CH02-3	•	L=24; Ø=16	RG02	•	L=36; Ø=16	WM11-10	••	L=36; Ø=18
CQQ	•	55 2m Cable; top and bottom fitting Ø=16	RG02-10	••	L=40; Ø=18	WM11L-10	••	L=59; Ø=18
CS01	•	D=11; Ø=16	RG05	••	L=16; Ø=16	WM12	••	L=20; Ø=12
CS01-3	•	D=11; Ø=16	RG06	•	L=25; Ø=16	WM15	••	L=25; Ø=25
CS03	••	L=14; Int Ø=12; Int D=6; Ø=16	RG06-10	••	L=29; Ø=18	WM16	•	L=50; Ø=25
CS03-3	••	L=2=15; Int Ø=12; Int D=6; Ø=16	RG07	•	L=36; Ø=16	WM17	•	L=75; Ø=25
CS04	••	L=20; Int Ø=12; Int D=6; Ø=16	RG07-10	••	L=40; Ø=18	WM18	•	L=25; Ø=16
CS05	••	L=14; Ø=16	RG11	••	L=30; Ø=16	WM19	•	Ø=16
CS05-3	••	L=15; Ø=16	RG11-10	•••	L=34; Ø=18	WM20	•	Ø=25; D=5.5
CS06	••	L=20; Ø=16	RG12	••	L=33; Ø=18	WMS-2		D=2
CS07	••	L=28; Ø=16	RG12-10	•••	L=37; Ø=18	WMS-3		D=3
CS08	••	L=12; Ø=12	RG13	••	L=30; Ø=18			
CS08-3	••	L=16; Ø=16	RG13-10	•••	L=34; Ø=18			
CS09	•	L=17; Ø=16	RG14-10	••	L=29; Ø=20.5			
CS11	••	L=36; Ø=18	RG21	••	L=46; Ø=16			
CS11-3	•••	L=37; Ø=18	RG21-10	•••	L=68; Ø=16			
CS12	•	H=28; D=14.6; Ø=16	RG22	••	L=52; Ø=18			
			RG22-10	•••	L=56; Ø=18			

ALLEN KEYS:
To see which allen key each component requires, check the color code in the list above against the grid below:

AK1.5	1.5mm	•
AK2.0	2.0mm	•
AK2.5	2.5mm	•
AK3.0	3.0mm	•
AK4.0	4.0mm	•
AK5.0	5.0mm	•
AK6.0	6.0mm	•


conversion: divide mm by 25.4= inches



We offer a vast range of incredible signage ideas and products.



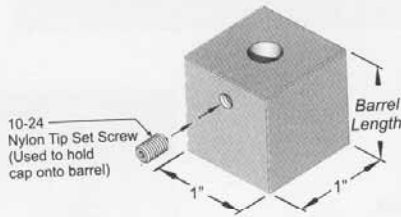
Stand Offs are precision machined from high quality high durability metals in a variety of diameters, lengths, styles, and finishes. Our satin finish comes in clear, brass, chrome, and black. We also offer custom sizes, parts, and finishes manufactured to your specifications.



Standard Aluminum Stand Offs

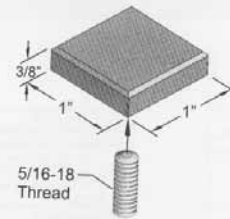
Available in Clear or Custom Black Anodized finish

1" Square Barrel



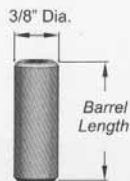
Barrel lengths in 1" and 2"

1" Square Cap



When ordering specify panel thickness

3/8" Diameter Barrel



Barrel lengths in 1/2" and 1"

3/8" Diameter Cap



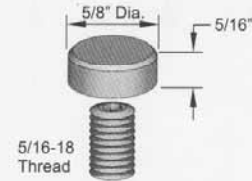
When ordering specify panel thickness

5/8" Diameter Barrel



Barrel lengths from 3/16" to 11-3/4"

5/8" Diameter Cap



When ordering specify panel thickness

7/8" Diameter Barrel



Barrel length 7/8"

7/8" Diameter Cap

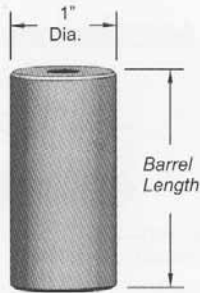


When ordering specify panel thickness

Standard Aluminum Stand Offs

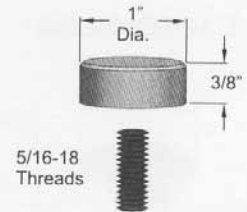
Available in Clear or Custom Black Anodized finish

1" Diameter Barrel



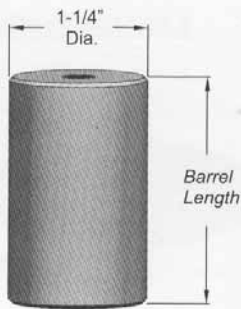
Barrel lengths from 1/2" to 4"

1" Diameter Cap



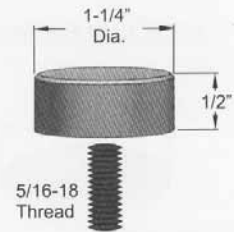
When ordering specify panel thickness

1-1/4" Diameter Barrel



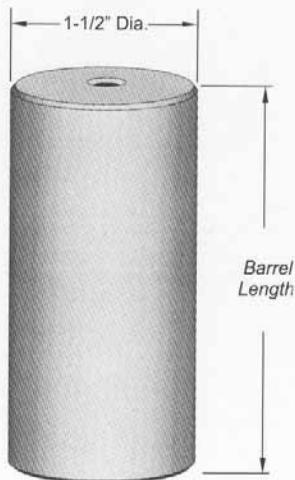
Barrel lengths from 1/4" to 12"

1-1/4" Diameter Cap



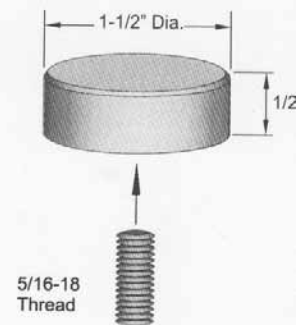
When ordering specify panel thickness

1-1/2" Diameter Barrel



Barrel lengths from 1" to 4"

1-1/2" Diameter Cap



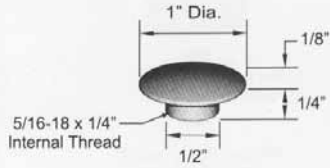
When ordering specify panel thickness

Standard Aluminum Stand Offs

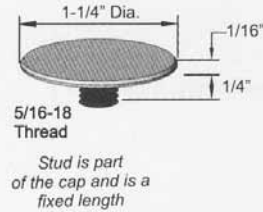
Low Profile Caps

Available in Clear or Custom Black Anodized finish

1" Low Profile Cap



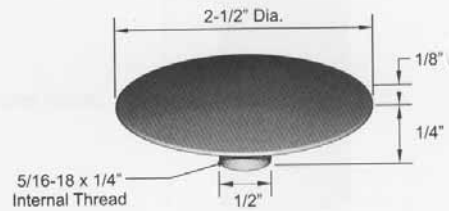
1-1/4" Low Profile Caps



1-1/2" Low Profile Cap

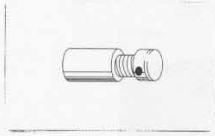


2-1/2" Low Profile Cap



Standard Machined Brass Stand Offs

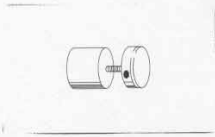
Available in Satin Chrome, Black, Polished Chrome, and Brass Finishes



1/2" Diameter
13/16" Length

Panel hole size: 9mm

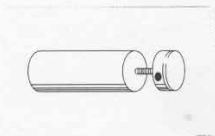
Panel thickness: up to 12mm



5/8" Diameter
1/2" Length

Panel hole size: 6mm

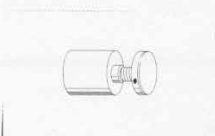
Panel thickness: up to 6mm or 6-20mm



5/8" Diameter
1-1/2" Length

Panel hole size: 12mm

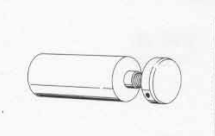
Panel thickness: up to 6mm or 6-20mm



1" Diameter
1" Length

Panel hole size: 12mm

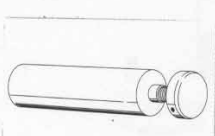
Panel thickness: 6-20mm



1" Diameter
2" Length

Panel hole size: 12mm

Panel thickness: 6-20mm



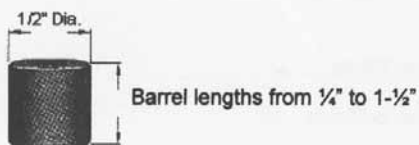
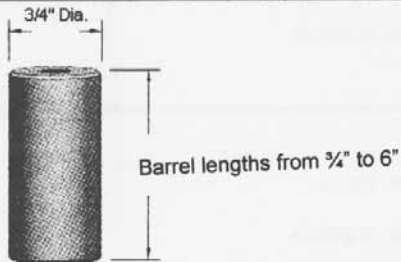
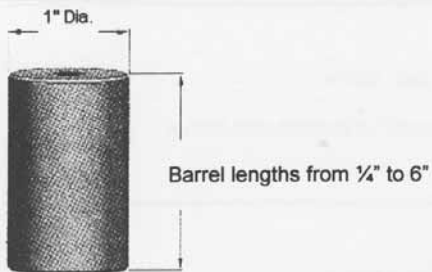

1" Diameter
3" Length

Panel hole size: 12mm

Panel thickness: 6-20mm

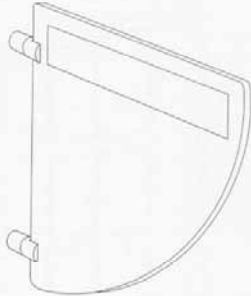
Custom Stainless Steel Stand Offs

Available in Brass, Chrome, Brushed Stainless, Polished Stainless, and Satin Chrome Finishes

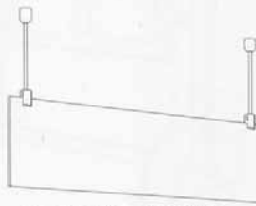
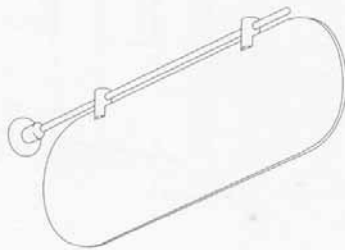


Stainless Steel Stand Offs can also be created in custom lengths, diameters, and finishes by special quote

Signs of all Shapes and Sizes



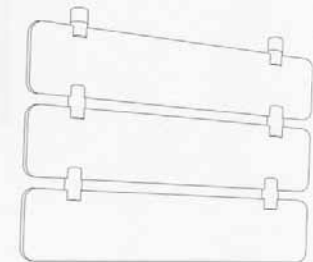
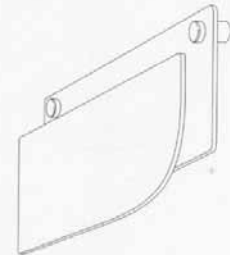

- projecting from the wall



- suspended from the ceiling



- wall mounted




- linked signs


Cable Design offers fully integrated sign systems with the versatility to provide simple but effective sign solutions

SIGNAGE

DESCRIPTION



SIGNAGE WITH FLAG STYLE ANCHORING
Plexiglas, Metal Photo and Engraved Plastic



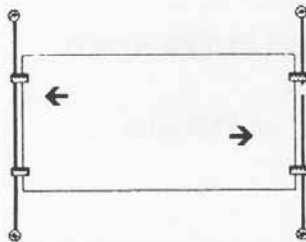
SIGNAGE SUSPENDED FROM CEILING
Plexiglas, Metal Photo and Engraved Plastic



SIGNAGE WALL MOUNTED SIGNAGE
Plexiglas, Metal Photo and Engraved Plastic



STANDARD WALL MOUNTED SIGNAGE
Plexiglas, Metal Photo and Engraved Plastic



STANDARD WALL MOUNTED SIGNAGE ON RODS
Plexiglas, Metal Photo and Engraved Plastic

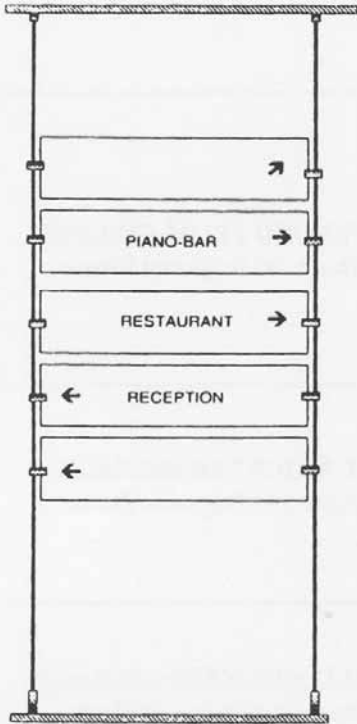


CUSTOM GRAPHIC DISPLAY


This graphic display is a unique and versatile piece which holds marketing or art work between a rear glass or plexiglas panel and a protective plexiglas panel. Standard display is 3' x 4' or custom sizing.

SIGNAGE


DESCRIPTION



STANDARD SIGNS WITH FLOOR TO CEILING MOUNTING ON RODS
Frosted Engraving on Plexiglas



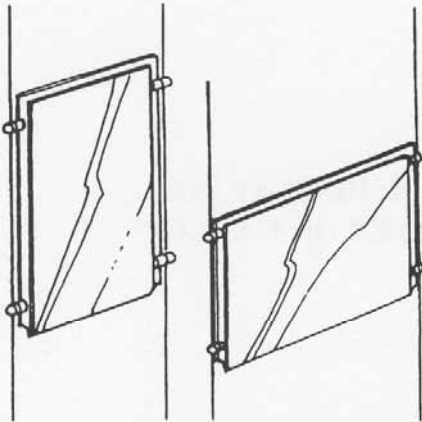
STANDARD SIGN SUSPENDED FROM CEILING
Frosted Engraving on Plexiglas




STANDARD WALL MOUNTED SIGN
Frosted Engraving on Plexiglas

POSTER HOLDERS

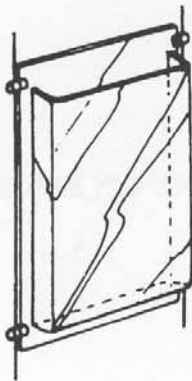
DESCRIPTION

**POSTER HOLDERS**

3mm folded plexiglas with polished edges to be mounted on cables or rods

**VERTICAL POSTER HOLDERS**

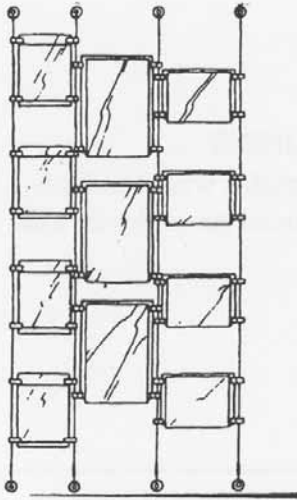
3mm folded plexiglas with polished edges, delivered with plexiglas clip to be mounted on cables or rods

**DISPENSER**

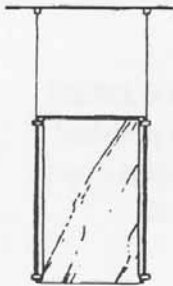
3mm folded plexiglas to be mounted on cables or rods

MODEL

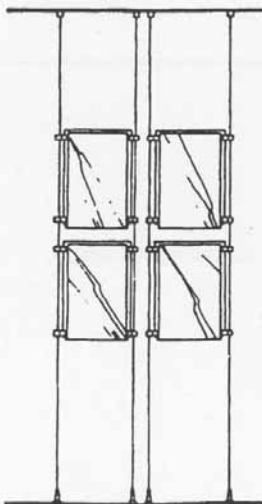
DESCRIPTION



**WALL DISPLAY FOR
POSTER ON CABLES**



**FLOOR/CEILING POSTER
DISPLAY ON RODS**



POSTER DISPLAY ON RODS