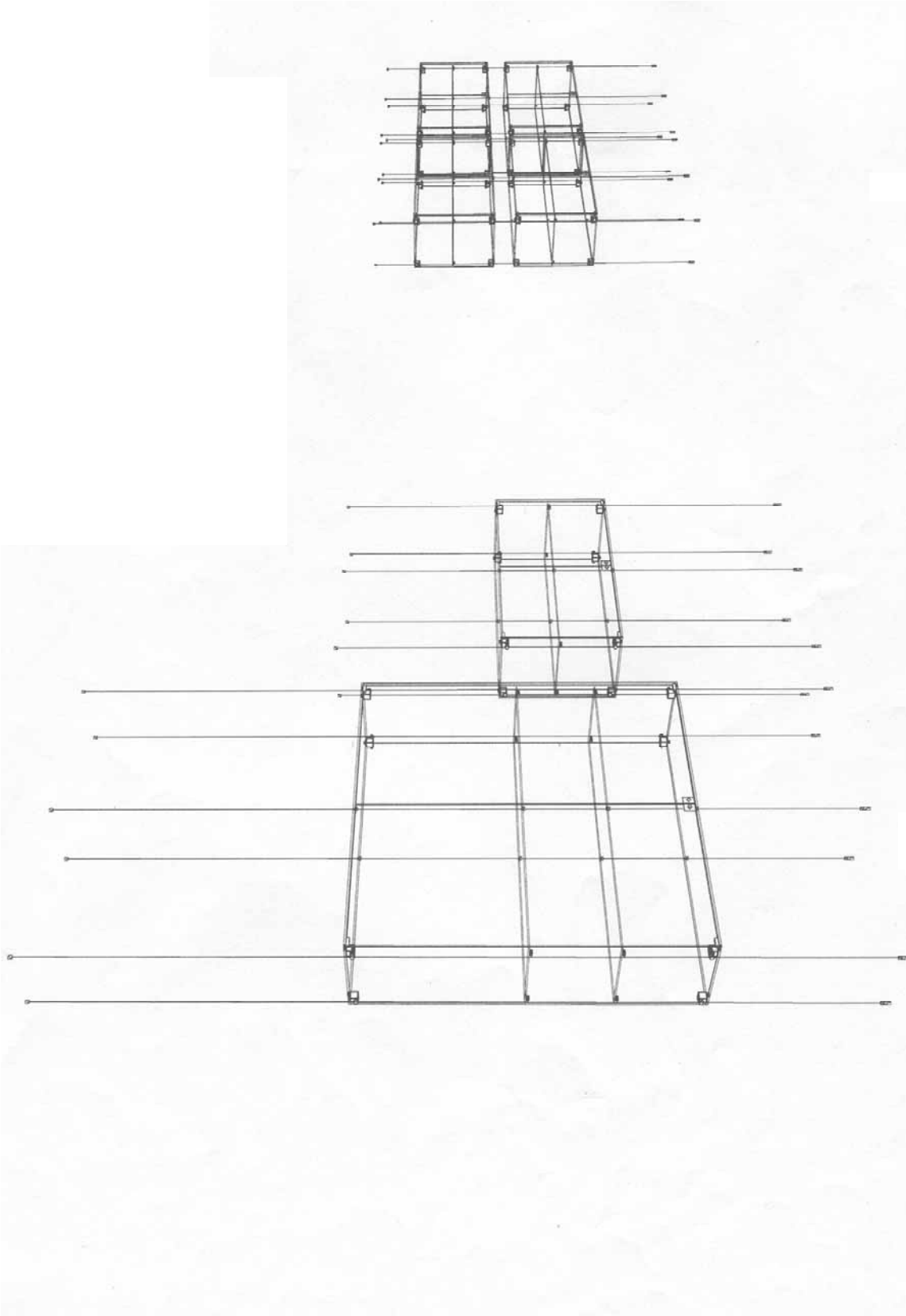


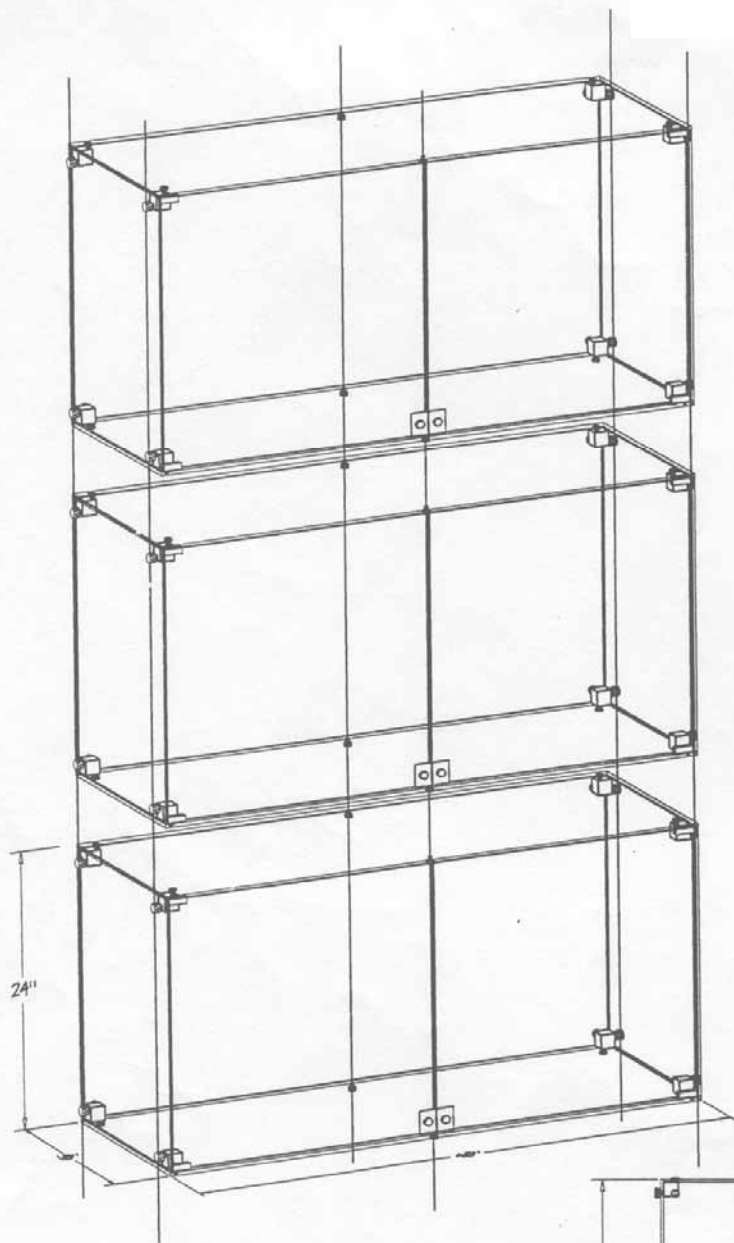


# Casework

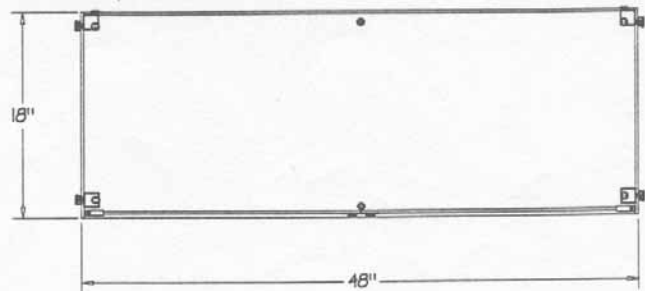


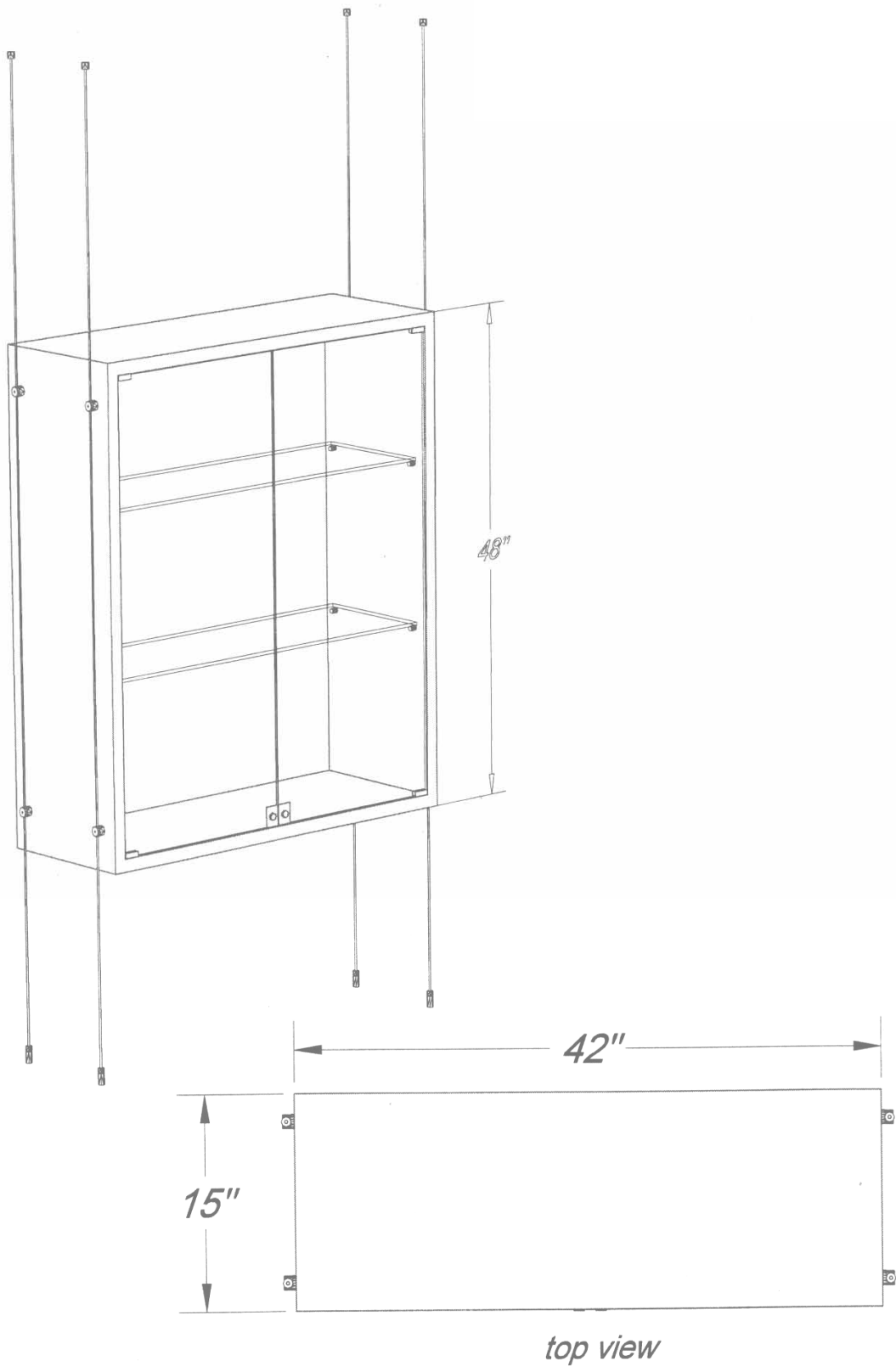
22/07/97

Suspended Glass Cubes



top view

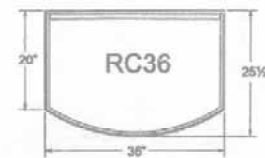




Straight counter with clipped front  
 CDCB36 — CDCBS36 — CDCBJ36 — CDCBJS36



Straight counter with rounded front  
 CDR36 — CDRCS36 — CDRCJ36 — CDRCJS36



Also available in these models:  
 · 1/2 vision with or without storage  
 · jewellery with storage  
 · jewellery on pedestals

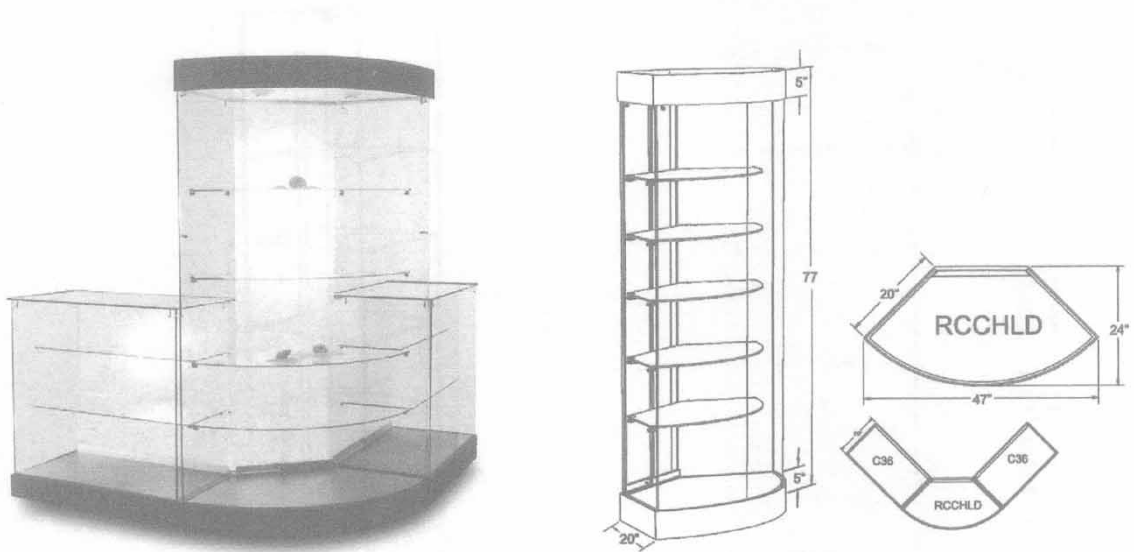
C = counter · B = bevel · J = jewellery · S = Storage

R = rounded · C = counter · J = jewellery · S = storage


Clipped corner counter — CDCCHLD-high



Rounded corner counter — CDRCCCHLD-high



R = rounded · C = corner · C<sub>c</sub> = counter · H = high · L = lights · D = doors



## DCSC

DCSC model display cases feature:

- Sliding glass doors with lock,
- Five (5) fixed shelves,
- tempered glass,
- standard chrome hardware,
- levelers,
- standard dimensions of 17" (d) x 77" (h), 5" base and canopy,
- seven (7) standard widths,
- clear glass center divider in widths over 48".
- several finishes available

|        |          |        |                                   |
|--------|----------|--------|-----------------------------------|
| DCSC20 | 72x20x17 | \$799  | adjustable glass shelves add \$19 |
| DCSC24 | 72x24x17 | \$846  | adjustable glass shelves add \$19 |
| DCSC30 | 72x30x17 | \$897  | adjustable glass shelves add \$19 |
| DCSC36 | 72x36x17 | \$982  | adjustable glass shelves add \$19 |
| DCSC48 | 72x48x17 | \$1266 | adjustable glass shelves add \$41 |
| DCSC60 | 72x60x17 | \$1477 | adjustable glass shelves add \$41 |
| DCSC72 | 72x72x17 | \$1649 | adjustable glass shelves add \$41 |

Note: Cases with adjustable shelves have sides drilled with holes every 4" O.C.







